

Investment Report

Ft. Bend County

10/01/17 - 10/31/17


This report summarizes the investment position of Ft. Bend County for the period 10/01/17 to 10/31/17.

	09/30/17	10/31/17
Book Value	363,468,655.07	332,062,347.32
Market Value	363,310,858.24	331,899,323.97
Par Value	363,466,438.24	332,060,483.97
Change in Market Value		-5,580.00
Weighted Average Maturity (in Days)	32	31
Weighted Average Yield-to-Maturity of Portfolio	1.2743%	1.2823%
Yield-to-Maturity of 90 Day T-Bill	1.0480%	1.0950%
Accrued Interest		27,155.00

This report is presented in accordance with the Texas Government Code Title 10 Section 2256.023. The below signed hereby certify that, to the best of their knowledge on the date this report was created, Ft. Bend County is in compliance with the provisions of Government Code 2256 and with the stated policies and strategies of Ft. Bend County.


Director of Finance & Investments

2-12-18
Date


County Treasurer

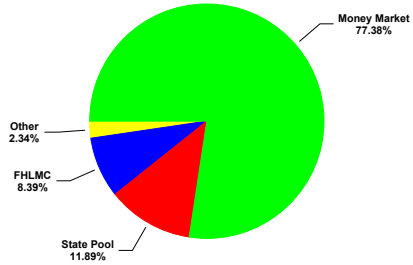
2/13/2018
Date

Investment Report

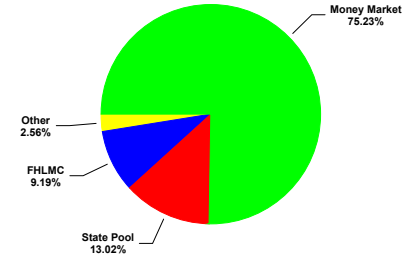
Ft. Bend County

10/01/17 - 10/31/17

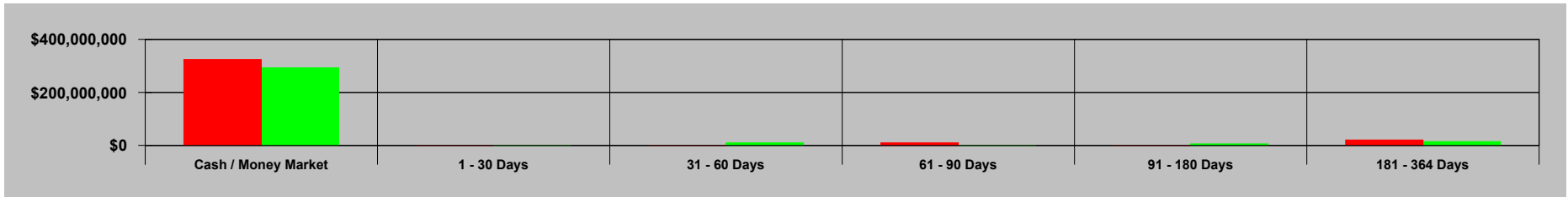
Portfolio Composition - 09/30/17



Portfolio Composition - 10/31/17




Maturity Aging - 09/30/17 vs 10/31/17



■ Previous Period ■ Current Period

Portfolio Performance - 10/01/17 to 10/31/17



■ Portfolio ■ 90 Day T-Bill

GASB 31 Compliance Ft. Bend County

Effective Interest - Actual Life Receipts in Period 10/01/17 - 10/31/17

CUSIP	Invest Number	Security Description	Purchase Date	Sale Date	Valuation Method	Yield Earned	Price Source 10/01/17	Beginning Unit Price	Par Value On 10/01/17	Reported Value 10/01/17	Purchase Cost	Sales Proceeds	Ending Unit Price	Par Value On 10/31/17	Price Source 10/31/17	Reported Value 10/31/17	Change in Fair Value	Interest	Net Investment Income
3137EAEA3	16-0001	FHLMC 0.75 04/09/18	06/29/16	Open	Fair Value	1.2654	FTI	0.997240	6,000,000.00	5,983,440.00	0.00	0.00	0.997670	6,000,000.00	FTI	5,986,020.00	2,580.00	3,750.00	6,330.00
3134G9H42	16-0002	FHLMC 0.70 12/29/17	06/30/16	Open	Fair Value	1.0960	FTI	0.998770	10,000,000.00	9,987,700.00	0.00	0.00	0.999100	10,000,000.00	FTI	9,991,000.00	3,300.00	5,833.33	9,133.33
3134G9G76	16-0003	FHLMC 0.80 06/29/18	06/30/16	Open	Fair Value	0.5480	FTI	0.996220	14,500,000.00	14,445,190.00	0.00	0.00	0.996610	14,500,000.00	FTI	14,442,145.00	-3,045.00	9,666.67	6,621.67
3133EGJX4	16-0004	FFCB 1.08 07/05/19	07/05/16	Open	Fair Value	-0.0697	FTI	0.991540	8,500,000.00	8,428,090.00	0.00	0.00	0.990550	8,500,000.00	FTI	8,419,675.00	-8,415.00	7,905.00	-510.00
Prosperity-Money Market Accts.	AR-0009	Money Market	11/30/03	Open	Fair Value	1.2744	Manual	1.000000	281,256,983.93	281,256,983.93	0.00	31,452,791.47	1.000000	249,804,192.46	Manual	249,804,192.46	0.00	303,314.09	303,314.09
MB02-MBIA General	AR-0015	State Pool	11/01/08	Open	Fair Value	1.2690	Manual	1.000000	7,534,963.65	7,534,963.65	0.00	-8,121.24	1.000000	7,543,084.89	Manual	7,543,084.89	0.00	8,121.24	8,121.24
MB03-MBIA Road & Bridge	AR-0016	State Pool	11/01/08	Open	Fair Value	1.2694	Manual	1.000000	50,984.16	50,984.16	0.00	-54.97	1.000000	51,039.13	Manual	51,039.13	0.00	54.97	54.97
MB04-MBIA Drainage	AR-0017	State Pool	11/01/08	Open	Fair Value	1.2690	Manual	1.000000	731,412.50	731,412.50	0.00	-788.33	1.000000	732,200.83	Manual	732,200.83	0.00	788.33	788.33
MB06-MBIA Toll Rd. Operations	AR-0019	State Pool	11/01/08	Open	Fair Value	1.2690	Manual	1.000000	8,383,773.46	8,383,773.46	0.00	-9,036.09	1.000000	8,392,809.55	Manual	8,392,809.55	0.00	9,036.09	9,036.09
TT00-TX TERM General	AR-0022	State Pool	11/01/08	Open	Fair Value	1.0500	Manual	1.000000	1,020.37	1,020.37	0.00	-0.91	1.000000	1,021.28	Manual	1,021.28	0.00	0.91	0.91
TT02-TX TERM Toll Rd. Operation	AR-0024	State Pool	11/01/08	Open	Fair Value	1.0512	Manual	1.000000	1,019.21	1,019.21	0.00	-0.91	1.000000	1,020.12	Manual	1,020.12	0.00	0.91	0.91
TT04-TX TERM Road & Bridge	AR-0026	State Pool	11/01/08	Open	Fair Value	1.0416	Manual	1.000000	1,017.36	1,017.36	0.00	-0.90	1.000000	1,018.26	Manual	1,018.26	0.00	0.90	0.90
TT05-TX TERM Drainage	AR-0027	State Pool	11/01/08	Open	Fair Value	1.0465	Manual	1.000000	337.51	337.51	0.00	-0.30	1.000000	337.81	Manual	337.81	0.00	0.30	0.30
LOG1-Logic- General	AR-0028	State Pool	11/10/08	Open	Fair Value	2.5243	Manual	1.000000	20,345,922.31	20,345,922.31	0.00	-22,195.08	1.000000	20,368,117.39	Manual	20,368,117.39	0.00	43,622.48	43,622.48
LOG2-Logic-Toll Rd.Operations	AR-0029	State Pool	11/10/08	Open	Fair Value	1.3707	Manual	1.000000	1,030.76	1,030.76	0.00	-1.20	1.000000	1,031.96	Manual	1,031.96	0.00	1.20	1.20
LOG5-Logic-Drainage	AR-0032	State Pool	11/10/08	Open	Fair Value	1.3678	Manual	1.000000	1,024.30	1,024.30	0.00	-1.19	1.000000	1,025.49	Manual	1,025.49	0.00	1.19	1.19
LOG8-Logic-Road & Bridge	AR-0035	State Pool	11/10/08	Open	Fair Value	1.3673	Manual	1.000000	1,024.72	1,024.72	0.00	-1.19	1.000000	1,025.91	Manual	1,025.91	0.00	1.19	1.19
MB12-MBIA ESD 100 AGREEMENT	AR-0041	State Pool	08/31/16	Open	Fair Value	1.2690	Manual	1.000000	933,337.04	933,337.04	0.00	-1,005.95	1.000000	934,342.99	Manual	934,342.99	0.00	1,005.95	1,005.95
MB13-MBIA ASSISTANCE DIST #1	AR-0042	State Pool	08/31/16	Open	Fair Value	1.2689	Manual	1.000000	86,255.64	86,255.64	0.00	-92.96	1.000000	86,348.60	Manual	86,348.60	0.00	92.96	92.96
MB14-MBIA GR PARKWAY OPERATIONS	AR-0043	State Pool	08/31/16	Open	Fair Value	1.2690	Manual	1.000000	4,574,085.77	4,574,085.77	0.00	-4,929.99	1.000000	4,579,015.76	Manual	4,579,015.76	0.00	4,929.99	4,929.99
MB15-FACILITIES BONDS 2016	AR-0044	State Pool	08/31/16	Open	Fair Value	1.2690	Manual	1.000000	224,557.62	224,557.62	0.00	-242.04	1.000000	224,799.66	Manual	224,799.66	0.00	242.04	242.04
MB16-MOBILITY BONDS 2016	AR-0045	State Pool	08/31/16	Open	Fair Value	1.2690	Manual	1.000000	187,151.94	187,151.94	0.00	-201.71	1.000000	187,353.65	Manual	187,353.65	0.00	201.71	201.71
MB17 - SR LIEN BOND 2016	AR-0046	State Pool	12/09/16	Open	Fair Value	1.2689	Manual	1.000000	150,535.99	150,535.99	0.00	-162.24	1.000000	150,698.23	Manual	150,698.23	0.00	162.24	162.24
Investment Total						1.2788		0.999572	363,466,438.24	363,310,858.24	0.00	31,405,954.27	0.999515	332,060,483.97		331,899,323.97	-5,580.00	398,733.69	393,153.69

Portfolio Position

Ft. Bend County

Effective Interest - Actual Life
Receipts in Period
10/01/17 - 10/31/17

CUSIP	Invest Number	Security Description	Purchase Date	Call Date	Par Value On 10/01/17	Par Value On 10/31/17	Market Val On 10/01/17	Market Val On 10/31/17	Purchase Cost	Sales Proceeds	Original Princ/Cost	Amor Value On 10/01/17	Amor Value On 10/31/17
130 - Assistance Dist #1													
State Pool													
MB13-MBIA ASSISTANCE DIST #1	AR-0042	State Pool	08/31/16	Open	<u>86,255.64</u>	<u>86,348.60</u>	<u>86,255.64</u>	<u>86,348.60</u>	<u>0.00</u>	<u>0.00</u>	<u>10,000,000.00</u>	<u>86,255.64</u>	<u>86,348.60</u>
State Pool Total					<u>86,255.64</u>	<u>86,348.60</u>	<u>86,255.64</u>	<u>86,348.60</u>	<u>0.00</u>	<u>0.00</u>	<u>10,000,000.00</u>	<u>86,255.64</u>	<u>86,348.60</u>
130 - Assistance Dist #1 Total					<u>86,255.64</u>	<u>86,348.60</u>	<u>86,255.64</u>	<u>86,348.60</u>	<u>0.00</u>	<u>0.00</u>	<u>10,000,000.00</u>	<u>86,255.64</u>	<u>86,348.60</u>
145 - ESD 100 Agreement													
State Pool													
MB12-MBIA ESD 100 AGREEMENT	AR-0041	State Pool	08/31/16	Open	<u>933,337.04</u>	<u>934,342.99</u>	<u>933,337.04</u>	<u>934,342.99</u>	<u>0.00</u>	<u>0.00</u>	<u>3,900,000.00</u>	<u>933,337.04</u>	<u>934,342.99</u>
State Pool Total					<u>933,337.04</u>	<u>934,342.99</u>	<u>933,337.04</u>	<u>934,342.99</u>	<u>0.00</u>	<u>0.00</u>	<u>3,900,000.00</u>	<u>933,337.04</u>	<u>934,342.99</u>
145 - ESD 100 Agreement Total					<u>933,337.04</u>	<u>934,342.99</u>	<u>933,337.04</u>	<u>934,342.99</u>	<u>0.00</u>	<u>0.00</u>	<u>3,900,000.00</u>	<u>933,337.04</u>	<u>934,342.99</u>
810 - FBC Toll Road Operations													
State Pool													
TT02-TX TERM Toll Rd. Operation	AR-0024	State Pool	11/01/08	Open	<u>0.00</u>	<u>0.00</u>	<u>0.00</u>	<u>0.00</u>	<u>0.00</u>	<u>0.00</u>	<u>0.00</u>	<u>0.00</u>	<u>0.00</u>
State Pool Total					<u>0.00</u>	<u>0.00</u>	<u>0.00</u>	<u>0.00</u>	<u>0.00</u>	<u>0.00</u>	<u>0.00</u>	<u>0.00</u>	<u>0.00</u>
810 - FBC Toll Road Operations Total					<u>0.00</u>	<u>0.00</u>	<u>0.00</u>	<u>0.00</u>	<u>0.00</u>	<u>0.00</u>	<u>0.00</u>	<u>0.00</u>	<u>0.00</u>
742 - Facilities Bond Projects 2016													
State Pool													
MB15-FACILITIES BONDS 2016	AR-0044	State Pool	08/31/16	Open	<u>224,557.62</u>	<u>224,799.66</u>	<u>224,557.62</u>	<u>224,799.66</u>	<u>0.00</u>	<u>0.00</u>	<u>30,000,000.00</u>	<u>224,557.62</u>	<u>224,799.66</u>
State Pool Total					<u>224,557.62</u>	<u>224,799.66</u>	<u>224,557.62</u>	<u>224,799.66</u>	<u>0.00</u>	<u>0.00</u>	<u>30,000,000.00</u>	<u>224,557.62</u>	<u>224,799.66</u>
742 - Facilities Bond Projects 2016 Total					<u>224,557.62</u>	<u>224,799.66</u>	<u>224,557.62</u>	<u>224,799.66</u>	<u>0.00</u>	<u>0.00</u>	<u>30,000,000.00</u>	<u>224,557.62</u>	<u>224,799.66</u>
815 - Grand Parkway Operations													
State Pool													
MB14-MBIA GR PARKWAY OPERATIONS	AR-0043	State Pool	08/31/16	Open	<u>4,574,085.77</u>	<u>4,579,015.76</u>	<u>4,574,085.77</u>	<u>4,579,015.76</u>	<u>0.00</u>	<u>0.00</u>	<u>8,500,000.00</u>	<u>4,574,085.77</u>	<u>4,579,015.76</u>
State Pool Total					<u>4,574,085.77</u>	<u>4,579,015.76</u>	<u>4,574,085.77</u>	<u>4,579,015.76</u>	<u>0.00</u>	<u>0.00</u>	<u>8,500,000.00</u>	<u>4,574,085.77</u>	<u>4,579,015.76</u>
815 - Grand Parkway Operations Total					<u>4,574,085.77</u>	<u>4,579,015.76</u>	<u>4,574,085.77</u>	<u>4,579,015.76</u>	<u>0.00</u>	<u>0.00</u>	<u>8,500,000.00</u>	<u>4,574,085.77</u>	<u>4,579,015.76</u>
LOG5 - LOGIC DRAINAGE													
State Pool													
LOG5-Logic-Drainage	AR-0032	State Pool	11/10/08	Open	<u>1,024.30</u>	<u>1,025.49</u>	<u>1,024.30</u>	<u>1,025.49</u>	<u>0.00</u>	<u>0.00</u>	<u>500,000.00</u>	<u>1,024.30</u>	<u>1,025.49</u>
State Pool Total					<u>1,024.30</u>	<u>1,025.49</u>	<u>1,024.30</u>	<u>1,025.49</u>	<u>0.00</u>	<u>0.00</u>	<u>500,000.00</u>	<u>1,024.30</u>	<u>1,025.49</u>
LOG5 - LOGIC DRAINAGE Total					<u>1,024.30</u>	<u>1,025.49</u>	<u>1,024.30</u>	<u>1,025.49</u>	<u>0.00</u>	<u>0.00</u>	<u>500,000.00</u>	<u>1,024.30</u>	<u>1,025.49</u>
LOG1 - LOGIC GENERAL													
State Pool													
LOG1-Logic-General	AR-0028	State Pool	11/10/08	Open	<u>20,345,922.31</u>	<u>20,368,117.39</u>	<u>20,345,922.31</u>	<u>20,368,117.39</u>	<u>0.00</u>	<u>0.00</u>	<u>10,000,000.00</u>	<u>20,345,922.31</u>	<u>20,368,117.39</u>
State Pool Total					<u>20,345,922.31</u>	<u>20,368,117.39</u>	<u>20,345,922.31</u>	<u>20,368,117.39</u>	<u>0.00</u>	<u>0.00</u>	<u>10,000,000.00</u>	<u>20,345,922.31</u>	<u>20,368,117.39</u>
LOG1 - LOGIC GENERAL Total					<u>20,345,922.31</u>	<u>20,368,117.39</u>	<u>20,345,922.31</u>	<u>20,368,117.39</u>	<u>0.00</u>	<u>0.00</u>	<u>10,000,000.00</u>	<u>20,345,922.31</u>	<u>20,368,117.39</u>
LOG8 - LOGIC ROAD & BRIDGE													
State Pool													
LOG8-Logic-Road & Bridge	AR-0035	State Pool	11/10/08	Open	<u>1,024.72</u>	<u>1,025.91</u>	<u>1,024.72</u>	<u>1,025.91</u>	<u>0.00</u>	<u>0.00</u>	<u>1,000,000.00</u>	<u>1,024.72</u>	<u>1,025.91</u>
State Pool Total					<u>1,024.72</u>	<u>1,025.91</u>	<u>1,024.72</u>	<u>1,025.91</u>	<u>0.00</u>	<u>0.00</u>	<u>1,000,000.00</u>	<u>1,024.72</u>	<u>1,025.91</u>
LOG8 - LOGIC ROAD & BRIDGE Total					<u>1,024.72</u>	<u>1,025.91</u>	<u>1,024.72</u>	<u>1,025.91</u>	<u>0.00</u>	<u>0.00</u>	<u>1,000,000.00</u>	<u>1,024.72</u>	<u>1,025.91</u>
LOG2 - LOGIC TOLL OPERATIONS													
State Pool													
LOG2-Logic-Toll Rd.Operations	AR-0029	State Pool	11/10/08	Open	<u>1,030.76</u>	<u>1,031.96</u>	<u>1,030.76</u>	<u>1,031.96</u>	<u>0.00</u>	<u>0.00</u>	<u>2,000,000.00</u>	<u>1,030.76</u>	<u>1,031.96</u>
State Pool Total					<u>1,030.76</u>	<u>1,031.96</u>	<u>1,030.76</u>	<u>1,031.96</u>	<u>0.00</u>	<u>0.00</u>	<u>2,000,000.00</u>	<u>1,030.76</u>	<u>1,031.96</u>
LOG2 - LOGIC TOLL OPERATIONS Total					<u>1,030.76</u>	<u>1,031.96</u>	<u>1,030.76</u>	<u>1,031.96</u>	<u>0.00</u>	<u>0.00</u>	<u>2,000,000.00</u>	<u>1,030.76</u>	<u>1,031.96</u>
MB04 - MBIA DRAINAGE													
State Pool													
MB04-MBIA Drainage	AR-0017	State Pool	11/01/08	Open	<u>731,412.50</u>	<u>732,200.83</u>	<u>731,412.50</u>	<u>732,200.83</u>	<u>0.00</u>	<u>0.00</u>	<u>1,267,218.21</u>	<u>731,412.50</u>	<u>732,200.83</u>
State Pool Total					<u>731,412.50</u>	<u>732,200.83</u>	<u>731,412.50</u>	<u>732,200.83</u>	<u>0.00</u>	<u>0.00</u>	<u>1,267,218.21</u>	<u>731,412.50</u>	<u>732,200.83</u>

Portfolio Position

Ft. Bend County

Effective Interest - Actual Life

Receipts in Period

10/01/17 - 10/31/17

5

CUSIP	Invest Number	Security Description	Purchase Date	Call Date	Par Value On 10/01/17	Par Value On 10/31/17	Market Val On 10/01/17	Market Val On 10/31/17	Purchase Cost	Sales Proceeds	Original Princ/Cost	Amor Value On 10/01/17	Amor Value On 10/31/17
MB04 - MBIA DRAINAGE Total					<u>731,412.50</u>	<u>732,200.83</u>	<u>731,412.50</u>	<u>732,200.83</u>	<u>0.00</u>	<u>0.00</u>	<u>1,267,218.21</u>	<u>731,412.50</u>	<u>732,200.83</u>
MB02 - MBIA GENERAL													
State Pool													
MB02-MBIA General	AR-0015	State Pool	11/01/08	Open	7,534,963.65	7,543,084.89	7,534,963.65	7,543,084.89	0.00	0.00	17,374,917.83	7,534,963.65	7,543,084.89
State Pool Total					<u>7,534,963.65</u>	<u>7,543,084.89</u>	<u>7,534,963.65</u>	<u>7,543,084.89</u>	<u>0.00</u>	<u>0.00</u>	<u>17,374,917.83</u>	<u>7,534,963.65</u>	<u>7,543,084.89</u>
MB02 - MBIA GENERAL Total					<u>7,534,963.65</u>	<u>7,543,084.89</u>	<u>7,534,963.65</u>	<u>7,543,084.89</u>	<u>0.00</u>	<u>0.00</u>	<u>17,374,917.83</u>	<u>7,534,963.65</u>	<u>7,543,084.89</u>
MB03 - MBIA ROAD & BRIDGE													
State Pool													
MB03-MBIA Road & Bridge	AR-0016	State Pool	11/01/08	Open	50,984.16	51,039.13	50,984.16	51,039.13	0.00	0.00	2,856,438.24	50,984.16	51,039.13
State Pool Total					<u>50,984.16</u>	<u>51,039.13</u>	<u>50,984.16</u>	<u>51,039.13</u>	<u>0.00</u>	<u>0.00</u>	<u>2,856,438.24</u>	<u>50,984.16</u>	<u>51,039.13</u>
MB03 - MBIA ROAD & BRIDGE Total					<u>50,984.16</u>	<u>51,039.13</u>	<u>50,984.16</u>	<u>51,039.13</u>	<u>0.00</u>	<u>0.00</u>	<u>2,856,438.24</u>	<u>50,984.16</u>	<u>51,039.13</u>
MB06 - MBIA TOLL RD OPERATIONS													
State Pool													
MB06-MBIA Toll Rd. Operations	AR-0019	State Pool	11/01/08	Open	8,383,773.46	8,392,809.55	8,383,773.46	8,392,809.55	0.00	0.00	3,143,377.27	8,383,773.46	8,392,809.55
State Pool Total					<u>8,383,773.46</u>	<u>8,392,809.55</u>	<u>8,383,773.46</u>	<u>8,392,809.55</u>	<u>0.00</u>	<u>0.00</u>	<u>3,143,377.27</u>	<u>8,383,773.46</u>	<u>8,392,809.55</u>
MB06 - MBIA TOLL RD OPERATIONS Total					<u>8,383,773.46</u>	<u>8,392,809.55</u>	<u>8,383,773.46</u>	<u>8,392,809.55</u>	<u>0.00</u>	<u>0.00</u>	<u>3,143,377.27</u>	<u>8,383,773.46</u>	<u>8,392,809.55</u>
744 - Mobility Project Bonds 2016													
State Pool													
MB16-MOBILITY BONDS 2016	AR-0045	State Pool	08/31/16	Open	187,151.94	187,353.65	187,151.94	187,353.65	0.00	0.00	30,000,000.00	187,151.94	187,353.65
State Pool Total					<u>187,151.94</u>	<u>187,353.65</u>	<u>187,151.94</u>	<u>187,353.65</u>	<u>0.00</u>	<u>0.00</u>	<u>30,000,000.00</u>	<u>187,151.94</u>	<u>187,353.65</u>
744 - Mobility Project Bonds 2016 Total					<u>187,151.94</u>	<u>187,353.65</u>	<u>187,151.94</u>	<u>187,353.65</u>	<u>0.00</u>	<u>0.00</u>	<u>30,000,000.00</u>	<u>187,151.94</u>	<u>187,353.65</u>
PROS - Prosperity Money Mkt. Accts.													
Money Market													
Prosperity-Money Market Accts.	AR-0009	Money Market	11/30/03	Open	281,256,983.93	249,804,192.46	281,256,983.93	249,804,192.46	0.00	0.00	12,505,577.66	281,256,983.93	249,804,192.46
Money Market Total					<u>281,256,983.93</u>	<u>249,804,192.46</u>	<u>281,256,983.93</u>	<u>249,804,192.46</u>	<u>0.00</u>	<u>0.00</u>	<u>12,505,577.66</u>	<u>281,256,983.93</u>	<u>249,804,192.46</u>
PROS - Prosperity Money Mkt. Accts. Total					<u>281,256,983.93</u>	<u>249,804,192.46</u>	<u>281,256,983.93</u>	<u>249,804,192.46</u>	<u>0.00</u>	<u>0.00</u>	<u>12,505,577.66</u>	<u>281,256,983.93</u>	<u>249,804,192.46</u>
802 - Sr Lien 2016													
State Pool													
MB17 - SR LIEN BOND 2016	AR-0046	State Pool	12/09/16	Open	150,535.99	150,698.23	150,535.99	150,698.23	0.00	0.00	35,000,000.00	150,535.99	150,698.23
State Pool Total					<u>150,535.99</u>	<u>150,698.23</u>	<u>150,535.99</u>	<u>150,698.23</u>	<u>0.00</u>	<u>0.00</u>	<u>35,000,000.00</u>	<u>150,535.99</u>	<u>150,698.23</u>
802 - Sr Lien 2016 Total					<u>150,535.99</u>	<u>150,698.23</u>	<u>150,535.99</u>	<u>150,698.23</u>	<u>0.00</u>	<u>0.00</u>	<u>35,000,000.00</u>	<u>150,535.99</u>	<u>150,698.23</u>
TT05 - TEXAS TERM DRAINAGE													
State Pool													
TT05-TX TERM Drainage	AR-0027	State Pool	11/01/08	Open	337.51	337.81	337.51	337.81	0.00	0.00	109,774.61	337.51	337.81
State Pool Total					<u>337.51</u>	<u>337.81</u>	<u>337.51</u>	<u>337.81</u>	<u>0.00</u>	<u>0.00</u>	<u>109,774.61</u>	<u>337.51</u>	<u>337.81</u>
TT05 - TEXAS TERM DRAINAGE Total					<u>337.51</u>	<u>337.81</u>	<u>337.51</u>	<u>337.81</u>	<u>0.00</u>	<u>0.00</u>	<u>109,774.61</u>	<u>337.51</u>	<u>337.81</u>
TT00 - TEXAS TERM GENERAL													
State Pool													
TT00-TX TERM General	AR-0022	State Pool	11/01/08	Open	1,020.37	1,021.28	1,020.37	1,021.28	0.00	0.00	10,006,437.87	1,020.37	1,021.28
State Pool Total					<u>1,020.37</u>	<u>1,021.28</u>	<u>1,020.37</u>	<u>1,021.28</u>	<u>0.00</u>	<u>0.00</u>	<u>10,006,437.87</u>	<u>1,020.37</u>	<u>1,021.28</u>
TT00 - TEXAS TERM GENERAL Total					<u>1,020.37</u>	<u>1,021.28</u>	<u>1,020.37</u>	<u>1,021.28</u>	<u>0.00</u>	<u>0.00</u>	<u>10,006,437.87</u>	<u>1,020.37</u>	<u>1,021.28</u>
TT04 - TEXAS TERM ROAD & BRIDGE													
State Pool													
TT04-TX TERM Road & Bridge	AR-0026	State Pool	11/01/08	Open	1,017.36	1,018.26	1,017.36	1,018.26	0.00	0.00	10,463.28	1,017.36	1,018.26
State Pool Total					<u>1,017.36</u>	<u>1,018.26</u>	<u>1,017.36</u>	<u>1,018.26</u>	<u>0.00</u>	<u>0.00</u>	<u>10,463.28</u>	<u>1,017.36</u>	<u>1,018.26</u>
TT04 - TEXAS TERM ROAD & BRIDGE Total					<u>1,017.36</u>	<u>1,018.26</u>	<u>1,017.36</u>	<u>1,018.26</u>	<u>0.00</u>	<u>0.00</u>	<u>10,463.28</u>	<u>1,017.36</u>	<u>1,018.26</u>
TT02 - TEXAS TERM TOLL OPERATIONS													
State Pool													
TT02-TX TERM Toll Rd. Operation	AR-0024	State Pool	11/01/08	Open	1,019.21	1,020.12	1,019.21	1,020.12	0.00	0.00	0.00	1,019.21	1,020.12

Portfolio Position

Ft. Bend County

Effective Interest - Actual Life
Receipts in Period
10/01/17 - 10/31/17

CUSIP	Invest Number	Security Description	Purchase Date	Call Date	Par Value On 10/01/17	Par Value On 10/31/17	Market Val On 10/01/17	Market Val On 10/31/17	Purchase Cost	Sales Proceeds	Original Princ/Cost	Amor Value On 10/01/17	Amor Value On 10/31/17
State Pool Total					<u>1,019.21</u>	<u>1,020.12</u>	<u>1,019.21</u>	<u>1,020.12</u>	<u>0.00</u>	<u>0.00</u>	<u>0.00</u>	<u>1,019.21</u>	<u>1,020.12</u>
TT02 - TEXAS TERM TOLL OPERATIONS Total					<u>1,019.21</u>	<u>1,020.12</u>	<u>1,019.21</u>	<u>1,020.12</u>	<u>0.00</u>	<u>0.00</u>	<u>0.00</u>	<u>1,019.21</u>	<u>1,020.12</u>
09 - Temporary Holding													
FFCB													
3133EGJX4	16-0004	FFCB 1.08 07/05/19	07/05/16	Open	<u>8,500,000.00</u>	<u>8,500,000.00</u>	<u>8,428,090.00</u>	<u>8,419,675.00</u>	<u>0.00</u>	<u>0.00</u>	<u>8,500,000.00</u>	<u>8,500,000.00</u>	<u>8,500,000.00</u>
FFCB Total					<u>8,500,000.00</u>	<u>8,500,000.00</u>	<u>8,428,090.00</u>	<u>8,419,675.00</u>	<u>0.00</u>	<u>0.00</u>	<u>8,500,000.00</u>	<u>8,500,000.00</u>	<u>8,500,000.00</u>
FHLMC													
3134G9G76	16-0003	FHLMC 0.80 06/29/18	06/30/16	Open	14,500,000.00	14,500,000.00	14,445,190.00	14,442,145.00	0.00	0.00	14,500,000.00	14,500,000.00	14,500,000.00
3134G9H42	16-0002	FHLMC 0.70 12/29/17	06/30/16	Open	10,000,000.00	10,000,000.00	9,987,700.00	9,991,000.00	0.00	0.00	10,000,000.00	10,000,000.00	10,000,000.00
3137EAEA3	16-0001	FHLMC 0.75 04/09/18	06/29/16	Open	<u>6,000,000.00</u>	<u>6,000,000.00</u>	<u>5,983,440.00</u>	<u>5,986,020.00</u>	<u>0.00</u>	<u>0.00</u>	<u>6,007,505.28</u>	<u>6,002,216.83</u>	<u>6,001,863.35</u>
FHLMC Total					<u>30,500,000.00</u>	<u>30,500,000.00</u>	<u>30,416,330.00</u>	<u>30,419,165.00</u>	<u>0.00</u>	<u>0.00</u>	<u>30,507,505.28</u>	<u>30,502,216.83</u>	<u>30,501,863.35</u>
Money Market													
Prosperity-Money Market Accts.	AR-0009	Money Market	11/30/03	Open	<u>0.00</u>	<u>0.00</u>	<u>0.00</u>	<u>0.00</u>	<u>0.00</u>	<u>0.00</u>	<u>0.00</u>	<u>0.00</u>	<u>0.00</u>
Money Market Total					<u>0.00</u>	<u>0.00</u>	<u>0.00</u>	<u>0.00</u>	<u>0.00</u>	<u>0.00</u>	<u>0.00</u>	<u>0.00</u>	<u>0.00</u>
09 - Temporary Holding Total					<u>39,000,000.00</u>	<u>39,000,000.00</u>	<u>38,844,420.00</u>	<u>38,838,840.00</u>	<u>0.00</u>	<u>0.00</u>	<u>39,007,505.28</u>	<u>39,002,216.83</u>	<u>39,001,863.35</u>
Combined Port													
FFCB													
3133EGJX4	16-0004	FFCB 1.08 07/05/19	07/05/16	Open	<u>8,500,000.00</u>	<u>8,500,000.00</u>	<u>8,428,090.00</u>	<u>8,419,675.00</u>	<u>0.00</u>	<u>0.00</u>	<u>8,500,000.00</u>	<u>8,500,000.00</u>	<u>8,500,000.00</u>
FFCB Total					<u>8,500,000.00</u>	<u>8,500,000.00</u>	<u>8,428,090.00</u>	<u>8,419,675.00</u>	<u>0.00</u>	<u>0.00</u>	<u>8,500,000.00</u>	<u>8,500,000.00</u>	<u>8,500,000.00</u>
FHLMC													
3134G9G76	16-0003	FHLMC 0.80 06/29/18	06/30/16	Open	14,500,000.00	14,500,000.00	14,445,190.00	14,442,145.00	0.00	0.00	14,500,000.00	14,500,000.00	14,500,000.00
3134G9H42	16-0002	FHLMC 0.70 12/29/17	06/30/16	Open	10,000,000.00	10,000,000.00	9,987,700.00	9,991,000.00	0.00	0.00	10,000,000.00	10,000,000.00	10,000,000.00
3137EAEA3	16-0001	FHLMC 0.75 04/09/18	06/29/16	Open	<u>6,000,000.00</u>	<u>6,000,000.00</u>	<u>5,983,440.00</u>	<u>5,986,020.00</u>	<u>0.00</u>	<u>0.00</u>	<u>6,007,505.28</u>	<u>6,002,216.83</u>	<u>6,001,863.35</u>
FHLMC Total					<u>30,500,000.00</u>	<u>30,500,000.00</u>	<u>30,416,330.00</u>	<u>30,419,165.00</u>	<u>0.00</u>	<u>0.00</u>	<u>30,507,505.28</u>	<u>30,502,216.83</u>	<u>30,501,863.35</u>
Money Market													
Prosperity-Money Market Accts.	AR-0009	Money Market	11/30/03	Open	<u>281,256,983.93</u>	<u>249,804,192.46</u>	<u>281,256,983.93</u>	<u>249,804,192.46</u>	<u>0.00</u>	<u>0.00</u>	<u>12,505,577.66</u>	<u>281,256,983.93</u>	<u>249,804,192.46</u>
Money Market Total					<u>281,256,983.93</u>	<u>249,804,192.46</u>	<u>281,256,983.93</u>	<u>249,804,192.46</u>	<u>0.00</u>	<u>0.00</u>	<u>12,505,577.66</u>	<u>281,256,983.93</u>	<u>249,804,192.46</u>
State Pool													
LOG1-Logic- General	AR-0028	State Pool	11/10/08	Open	20,345,922.31	20,368,117.39	20,345,922.31	20,368,117.39	0.00	0.00	10,000,000.00	20,345,922.31	20,368,117.39
LOG2-Logic-Toll Rd.Operations	AR-0029	State Pool	11/10/08	Open	1,030.76	1,031.96	1,030.76	1,031.96	0.00	0.00	2,000,000.00	1,030.76	1,031.96
LOG5-Logic-Drainage	AR-0032	State Pool	11/10/08	Open	1,024.30	1,025.49	1,024.30	1,025.49	0.00	0.00	500,000.00	1,024.30	1,025.49
LOG8-Logic-Road & Bridge	AR-0035	State Pool	11/10/08	Open	1,024.72	1,025.91	1,024.72	1,025.91	0.00	0.00	1,000,000.00	1,024.72	1,025.91
MB02-MBIA General	AR-0015	State Pool	11/01/08	Open	7,534,963.65	7,543,084.89	7,534,963.65	7,543,084.89	0.00	0.00	17,374,917.83	7,534,963.65	7,543,084.89
MB03-MBIA Road & Bridge	AR-0016	State Pool	11/01/08	Open	50,984.16	51,039.13	50,984.16	51,039.13	0.00	0.00	2,856,438.24	50,984.16	51,039.13
MB04-MBIA Drainage	AR-0017	State Pool	11/01/08	Open	731,412.50	732,200.83	731,412.50	732,200.83	0.00	0.00	1,267,218.21	731,412.50	732,200.83
MB06-MBIA Toll Rd. Operations	AR-0019	State Pool	11/01/08	Open	8,383,773.46	8,392,809.55	8,383,773.46	8,392,809.55	0.00	0.00	3,143,377.27	8,383,773.46	8,392,809.55
MB12-MBIA ESD 100 AGREEMENT	AR-0041	State Pool	08/31/16	Open	933,337.04	934,342.99	933,337.04	934,342.99	0.00	0.00	3,900,000.00	933,337.04	934,342.99
MB13-MBIA ASSISTANCE DIST #1	AR-0042	State Pool	08/31/16	Open	86,255.64	86,348.60	86,255.64	86,348.60	0.00	0.00	10,000,000.00	86,255.64	86,348.60
MB14-MBIA GR PARKWAY OPERATIONS	AR-0043	State Pool	08/31/16	Open	4,574,085.77	4,579,015.76	4,574,085.77	4,579,015.76	0.00	0.00	8,500,000.00	4,574,085.77	4,579,015.76
MB15-FACILITIES BONDS 2016	AR-0044	State Pool	08/31/16	Open	224,557.62	224,799.66	224,557.62	224,799.66	0.00	0.00	30,000,000.00	224,557.62	224,799.66
MB16-MOBILITY BONDS 2016	AR-0045	State Pool	08/31/16	Open	187,151.94	187,353.65	187,151.94	187,353.65	0.00	0.00	30,000,000.00	187,151.94	187,353.65
MB17 - SR LIEN BOND 2016	AR-0046	State Pool	12/09/16	Open	150,535.99	150,698.23	150,535.99	150,698.23	0.00	0.00	35,000,000.00	150,535.99	150,698.23
TT00-TX TERM General	AR-0022	State Pool	11/01/08	Open	1,020.37	1,021.28	1,020.37	1,021.28	0.00	0.00	10,006,437.87	1,020.37	1,021.28
TT02-TX TERM Toll Rd. Operation	AR-0024	State Pool	11/01/08	Open	1,019.21	1,020.12	1,019.21	1,020.12	0.00	0.00	0.00	1,019.21	1,020.12
TT04-TX TERM Road & Bridge	AR-0026	State Pool	11/01/08	Open	1,017.36	1,018.26	1,017.36	1,018.26	0.00	0.00	10,463.28	1,017.36	1,018.26
TT05-TX TERM Drainage	AR-0027	State Pool	11/01/08	Open	<u>337.51</u>	<u>337.81</u>	<u>337.51</u>	<u>337.81</u>	<u>0.00</u>	<u>0.00</u>	<u>109,774.61</u>	<u>337.51</u>	<u>337.81</u>
State Pool Total					<u>43,209,454.31</u>	<u>43,256,291.51</u>	<u>43,209,454.31</u>	<u>43,256,291.51</u>	<u>0.00</u>	<u>0.00</u>	<u>165,668,627.31</u>	<u>43,209,454.31</u>	<u>43,256,291.51</u>
Combined Port Total					<u>363,466,438.24</u>	<u>332,060,483.97</u>	<u>363,310,858.24</u>	<u>331,899,323.97</u>	<u>0.00</u>	<u>0.00</u>	<u>217,181,710.25</u>	<u>363,468,655.07</u>	<u>332,062,347.32</u>

Earnings and Yields Summary

Ft. Bend County

Effective Interest - Actual Life

Receipts in Period

10/01/17 - 10/31/17

7

Security Description	10/01/17 10/07/17	10/08/17 10/14/17	10/15/17 10/21/17	10/22/17 10/28/17	10/29/17 10/31/17	10/01/17 10/31/17
Combined Port						
FFCB	1,785.00	1,785.00	1,785.00	1,785.00	765.00	7,905.00
FHLMC	4,409.40	4,409.15	4,409.11	4,409.11	1,259.75	18,896.52
Money Market	68,715.60	68,715.61	68,715.61	68,715.61	28,451.66	303,314.09
State Pool	<u>15,410.72</u>	<u>15,410.73</u>	<u>15,410.73</u>	<u>15,410.73</u>	<u>6,621.69</u>	<u>68,264.60</u>
Port Total	<u>90,320.72</u>	<u>90,320.49</u>	<u>90,320.45</u>	<u>90,320.45</u>	<u>37,098.10</u>	<u>398,380.21</u>
Combined Port						
FFCB	1.0800	1.0800	1.0800	1.0800	1.0800	1.0800
FHLMC	0.7434	0.7434	0.7434	0.7434	0.7434	0.7434
Money Market	1.2739	1.2739	1.2739	1.2739	1.2789	1.2744
State Pool	<u>1.8597</u>	<u>1.8597</u>	<u>1.8597</u>	<u>1.8597</u>	<u>1.8638</u>	<u>1.8601</u>
Port Total	<u>1.2938</u>	<u>1.2938</u>	<u>1.2938</u>	<u>1.2938</u>	<u>1.3154</u>	<u>1.2958</u>

Maturity Aging
Ft. Bend County
 Effective Interest - Actual Life
 Receipts in Period
 10/31/17

CUSIP	Invest Number	Security Description	Purchase Date	Days to Maturity	Yield Matur
Cash / Money Market					
LOG1-Logic- General	AR-0028	State Pool	11/10/08	0	1.2845
LOG2-Logic-Toll Rd.Operations	AR-0029	State Pool	11/10/08	0	1.2845
LOG5-Logic-Drainage	AR-0032	State Pool	11/10/08	0	1.2845
LOG8-Logic-Road & Bridge	AR-0035	State Pool	11/10/08	0	1.2845
MB02-MBIA General	AR-0015	State Pool	11/01/08	0	1.2700
MB03-MBIA Road & Bridge	AR-0016	State Pool	11/01/08	0	1.2700
MB04-MBIA Drainage	AR-0017	State Pool	11/01/08	0	1.2700
MB06-MBIA Toll Rd. Operations	AR-0019	State Pool	11/01/08	0	1.2700
MB12-MBIA ESD 100 AGREEMENT	AR-0041	State Pool	08/31/16	0	1.2700
MB13-MBIA ASSISTANCE DIST #1	AR-0042	State Pool	08/31/16	0	1.2700
MB14-MBIA GR PARKWAY OPERATIONS	AR-0043	State Pool	08/31/16	0	1.2700
MB15-FACILITIES BONDS 2016	AR-0044	State Pool	08/31/16	0	1.2700
MB16-MOBILITY BONDS 2016	AR-0045	State Pool	08/31/16	0	1.2700
MB17 - SR LIEN BOND 2016	AR-0046	State Pool	12/09/16	0	1.2700
Prosperity-Money Market Accts.	AR-0009	Money Market	11/30/03	0	1.3570
TT00-TX TERM General	AR-0022	State Pool	11/01/08	0	1.0500
TT02-TX TERM Toll Rd. Operation	AR-0024	State Pool	11/01/08	0	1.0500
TT04-TX TERM Road & Bridge	AR-0026	State Pool	11/01/08	0	1.0500
TT05-TX TERM Drainage	AR-0027	State Pool	11/01/08	0	1.0500
Cash / Money Market Total				<u>0</u>	<u>1.3452</u>
31 - 60 Days					
3134G9H42	16-0002	FHLMC 0.70 12/29/17	06/30/16	<u>59</u>	<u>0.7000</u>
31 - 60 Days Total				<u>59</u>	<u>0.7000</u>
91 - 180 Days					
3137EAEA3	16-0001	FHLMC 0.75 04/09/18	06/29/16	<u>159</u>	<u>0.6790</u>
91 - 180 Days Total				<u>159</u>	<u>0.6790</u>
181 - 364 Days					
3134G9G76	16-0003	FHLMC 0.80 06/29/18	06/30/16	<u>239</u>	<u>0.8000</u>
181 - 364 Days Total				<u>239</u>	<u>0.8000</u>
1 - 4 Years					
3133EGJX4	16-0004	FFCB 1.08 07/05/19	07/05/16	<u>612</u>	<u>1.0800</u>
1 - 4 Years Total				<u>612</u>	<u>1.0800</u>
Investment Total				<u>31</u>	<u>1.2823</u>

Activity Statement
Ft. Bend County
 Effective Interest - Actual Life
 Receipts in Period
 10/01/17 - 10/31/17

Purchase Date	Sale Date	CUSIP	Invest Number	Security Description	Amor Value On 10/01/17	Changes In Principal	Purchase Cost	Sales Proceeds	Purchased Interest	Int/Div Rec In the Perd	Amor Value On 10/31/17
FFCB											
07/05/16	Open	3133EGJX4	16-0004	FFCB 1.08 07/05/19	8,500,000.00	0.00	0.00	0.00	0.00	0.00	8,500,000.00
FFCB Total					8,500,000.00	0.00	0.00	0.00	0.00	0.00	8,500,000.00
FHLMC											
06/29/16	Open	3137EAEA3	16-0001	FHLMC 0.75 04/09/18	6,002,216.83	0.00	0.00	0.00	0.00	0.00	6,001,863.35
06/30/16	Open	3134G9H42	16-0002	FHLMC 0.70 12/29/17	10,000,000.00	0.00	0.00	0.00	0.00	0.00	10,000,000.00
06/30/16	Open	3134G9G76	16-0003	FHLMC 0.80 06/29/18	14,500,000.00	0.00	0.00	0.00	0.00	0.00	14,500,000.00
FHLMC Total					30,502,216.83	0.00	0.00	0.00	0.00	0.00	30,501,863.35
Money Market											
11/30/03	Open	Prosperity-Money Market Accts.	AR-0009	Money Market	281,256,983.93	-31,452,791.47	0.00	0.00	0.00	303,314.09	249,804,192.46
Money Market Total					281,256,983.93	-31,452,791.47	0.00	0.00	0.00	303,314.09	249,804,192.46
State Pool											
11/01/08	Open	MB02-MBIA General	AR-0015	State Pool	7,534,963.65	8,121.24	0.00	0.00	0.00	8,121.24	7,543,084.89
11/01/08	Open	MB03-MBIA Road & Bridge	AR-0016	State Pool	50,984.16	54.97	0.00	0.00	0.00	54.97	51,039.13
11/01/08	Open	MB04-MBIA Drainage	AR-0017	State Pool	731,412.50	788.33	0.00	0.00	0.00	788.33	732,200.83
11/01/08	Open	MB06-MBIA Toll Rd. Operations	AR-0019	State Pool	8,383,773.46	9,036.09	0.00	0.00	0.00	9,036.09	8,392,809.55
11/01/08	Open	TT00-TX TERM General	AR-0022	State Pool	1,020.37	0.91	0.00	0.00	0.00	0.91	1,021.28
11/01/08	Open	TT02-TX TERM Toll Rd. Operation	AR-0024	State Pool	1,019.21	0.91	0.00	0.00	0.00	0.91	1,020.12
11/01/08	Open	TT04-TX TERM Road & Bridge	AR-0026	State Pool	1,017.36	0.90	0.00	0.00	0.00	0.90	1,018.26
11/01/08	Open	TT05-TX TERM Drainage	AR-0027	State Pool	337.51	0.30	0.00	0.00	0.00	0.30	337.81
11/10/08	Open	LOG1-Logic- General	AR-0028	State Pool	20,345,922.31	22,195.08	0.00	0.00	0.00	43,622.48	20,368,117.39
11/10/08	Open	LOG2-Logic-Toll Rd.Operations	AR-0029	State Pool	1,030.76	1.20	0.00	0.00	0.00	1.20	1,031.96
11/10/08	Open	LOG5-Logic-Drainage	AR-0032	State Pool	1,024.30	1.19	0.00	0.00	0.00	1.19	1,025.49
11/10/08	Open	LOG8-Logic-Road & Bridge	AR-0035	State Pool	1,024.72	1.19	0.00	0.00	0.00	1.19	1,025.91
08/31/16	Open	MB12-MBIA ESD 100 AGREEMENT	AR-0041	State Pool	933,337.04	1,005.95	0.00	0.00	0.00	1,005.95	934,342.99
08/31/16	Open	MB13-MBIA ASSISTANCE DIST #1	AR-0042	State Pool	86,255.64	92.96	0.00	0.00	0.00	92.96	86,348.60
08/31/16	Open	MB14-MBIA GR PARKWAY OPERATIONS	AR-0043	State Pool	4,574,085.77	4,929.99	0.00	0.00	0.00	4,929.99	4,579,015.76
08/31/16	Open	MB15-FACILITIES BONDS 2016	AR-0044	State Pool	224,557.62	242.04	0.00	0.00	0.00	242.04	224,799.66
08/31/16	Open	MB16-MOBILITY BONDS 2016	AR-0045	State Pool	187,151.94	201.71	0.00	0.00	0.00	201.71	187,353.65
12/09/16	Open	MB17 - SR LIEN BOND 2016	AR-0046	State Pool	150,535.99	162.24	0.00	0.00	0.00	162.24	150,698.23
State Pool Total					43,209,454.31	46,837.20	0.00	0.00	0.00	68,264.60	43,256,291.51
Investment Total					363,468,655.07	-31,405,954.27	0.00	0.00	0.00	371,578.69	332,062,347.32

Interest Accrual
Ft. Bend County
Effective Interest - Actual Life
Receipts in Period
10/01/17 - 10/31/17

10

CUSIP	Invest Number	Security Description	Purchase Date	Sale Date	Yield Earned	Ending Par Val/Shares	Ending Amor Val/Cost	Purchased Interest	Int/Div Rec In the Perd	Int/Div Accrued In the Perd	PTD Purch Received	Int/Div Rec Purch/Date	Int/Div Accrued Purch/Date
09 - Temporary Holding													
FFCB													
3133EGJX4	16-0004	FFCB 1.08 07/05/19	07/05/16	Open	1.0800	8,500,000.00	8,500,000.00	0.00	0.00	7,905.00	0.00	0.00	123,420.00
FFCB Total					1.0800	8,500,000.00	8,500,000.00	0.00	0.00	7,905.00	0.00	0.00	123,420.00
FHLMC													
3134G9H42	16-0002	FHLMC 0.70 12/29/17	06/30/16	Open	0.7000	10,000,000.00	10,000,000.00	0.00	0.00	5,833.33	0.00	0.00	93,527.78
3137EAEA3	16-0001	FHLMC 0.75 04/09/18	06/29/16	Open	0.6790	6,000,000.00	6,001,863.35	0.00	0.00	3,750.00	0.00	0.00	60,250.00
3134G9G76	16-0003	FHLMC 0.80 06/29/18	06/30/16	Open	0.8000	14,500,000.00	14,500,000.00	0.00	0.00	9,666.67	0.00	0.00	154,988.89
FHLMC Total					0.7434	30,500,000.00	30,501,863.35	0.00	0.00	19,250.00	0.00	0.00	308,766.67
Money Market													
Prosperity-Money Market Accts.			AR-0009	Money Market	11/30/03	Open	0.0000	0.00	0.00	0.00	0.00	0.00	0.00
Money Market Total					0.0000	0.00	0.00	0.00	0.00	0.00	0.00	0.00	0.00
09 - Temporary Holding Total					0.8187	39,000,000.00	39,001,863.35	0.00	0.00	27,155.00	0.00	0.00	432,186.67
130 - Assistance Dist #1													
State Pool													
MB13-MBIA ASSISTANCE DIST #1			AR-0042	State Pool	08/31/16	Open	1.2689	86,348.60	86,348.60	0.00	92.96	0.00	86,348.60
State Pool Total					1.2689	86,348.60	86,348.60	0.00	92.96	0.00	0.00	86,348.60	0.00
130 - Assistance Dist #1 Total					1.2689	86,348.60	86,348.60	0.00	92.96	0.00	0.00	86,348.60	0.00
145 - ESD 100 Agreement													
State Pool													
MB12-MBIA ESD 100 AGREEMENT			AR-0041	State Pool	08/31/16	Open	1.2690	934,342.99	934,342.99	0.00	1,005.95	0.00	34,342.99
State Pool Total					1.2690	934,342.99	934,342.99	0.00	1,005.95	0.00	0.00	34,342.99	0.00
145 - ESD 100 Agreement Total					1.2690	934,342.99	934,342.99	0.00	1,005.95	0.00	0.00	34,342.99	0.00
742 - Facilities Bond Projects 2016													
State Pool													
MB15-FACILITIES BONDS 2016			AR-0044	State Pool	08/31/16	Open	1.2690	224,799.66	224,799.66	0.00	242.04	0.00	224,780.33
State Pool Total					1.2690	224,799.66	224,799.66	0.00	242.04	0.00	0.00	224,780.33	0.00
742 - Facilities Bond Projects 2016 Total					1.2690	224,799.66	224,799.66	0.00	242.04	0.00	0.00	224,780.33	0.00
744 - Mobility Project Bonds 2016													
State Pool													
MB16-MOBILITY BONDS 2016			AR-0045	State Pool	08/31/16	Open	1.2690	187,353.65	187,353.65	0.00	201.71	0.00	187,353.65
State Pool Total					1.2690	187,353.65	187,353.65	0.00	201.71	0.00	0.00	187,353.65	0.00
744 - Mobility Project Bonds 2016 Total					1.2690	187,353.65	187,353.65	0.00	201.71	0.00	0.00	187,353.65	0.00
802 - Sr Lien 2016													
State Pool													
MB17 - SR LIEN BOND 2016			AR-0046	State Pool	12/09/16	Open	1.2689	150,698.23	150,698.23	0.00	162.24	0.00	150,698.23
State Pool Total					1.2689	150,698.23	150,698.23	0.00	162.24	0.00	0.00	150,698.23	0.00
802 - Sr Lien 2016 Total					1.2689	150,698.23	150,698.23	0.00	162.24	0.00	0.00	150,698.23	0.00
810 - FBC Toll Road Operations													
State Pool													
TT02-TX TERM Toll Rd. Operation			AR-0024	State Pool	11/01/08	Open	0.0000	0.00	0.00	0.00	0.00	0.00	0.00
State Pool Total					0.0000	0.00	0.00	0.00	0.00	0.00	0.00	0.00	0.00
810 - FBC Toll Road Operations Total					0.0000	0.00	0.00	0.00	0.00	0.00	0.00	0.00	0.00
815 - Grand Parkway Operations													
State Pool													
MB14-MBIA GR PARKWAY OPERATIONS			AR-0043	State Pool	08/31/16	Open	1.2690	4,579,015.76	4,579,015.76	0.00	4,929.99	0.00	79,010.28

Interest Accrual
Ft. Bend County
Effective Interest - Actual Life
Receipts in Period
10/01/17 - 10/31/17

11

CUSIP	Invest Number	Security Description	Purchase Date	Sale Date	Yield Earned	Ending Par Val/Shares	Ending Amor Val/Cost	Purchased Interest	Int/Div Rec In the Perd	Int/Div Accrued In the Perd	PTD Purch Received	Int/Div Rec Purch/Date	Int/Div Accrued Purch/Date
State Pool Total					<u>1.2690</u>	<u>4,579,015.76</u>	<u>4,579,015.76</u>	<u>0.00</u>	<u>4,929.99</u>	<u>0.00</u>	<u>0.00</u>	<u>79,010.28</u>	<u>0.00</u>
815 - Grand Parkway Operations Total					<u>1.2690</u>	<u>4,579,015.76</u>	<u>4,579,015.76</u>	<u>0.00</u>	<u>4,929.99</u>	<u>0.00</u>	<u>0.00</u>	<u>79,010.28</u>	<u>0.00</u>
LOG1 - LOGIC GENERAL													
State Pool													
LOG1-Logic- General	AR-0028	State Pool	11/10/08	Open	2.5243	20,368,117.39	20,368,117.39	0.00	43,622.48	0.00	0.00	438,550.37	0.00
State Pool Total					<u>2.5243</u>	<u>20,368,117.39</u>	<u>20,368,117.39</u>	<u>0.00</u>	<u>43,622.48</u>	<u>0.00</u>	<u>0.00</u>	<u>438,550.37</u>	<u>0.00</u>
LOG1 - LOGIC GENERAL Total					<u>2.5243</u>	<u>20,368,117.39</u>	<u>20,368,117.39</u>	<u>0.00</u>	<u>43,622.48</u>	<u>0.00</u>	<u>0.00</u>	<u>438,550.37</u>	<u>0.00</u>
LOG2 - LOGIC TOLL OPERATIONS													
State Pool													
LOG2-Logic-Toll Rd.Operations	AR-0029	State Pool	11/10/08	Open	1.3707	1,031.96	1,031.96	0.00	1.20	0.00	0.00	62,363.04	0.00
State Pool Total					<u>1.3707</u>	<u>1,031.96</u>	<u>1,031.96</u>	<u>0.00</u>	<u>1.20</u>	<u>0.00</u>	<u>0.00</u>	<u>62,363.04</u>	<u>0.00</u>
LOG2 - LOGIC TOLL OPERATIONS Total					<u>1.3707</u>	<u>1,031.96</u>	<u>1,031.96</u>	<u>0.00</u>	<u>1.20</u>	<u>0.00</u>	<u>0.00</u>	<u>62,363.04</u>	<u>0.00</u>
LOG5 - LOGIC DRAINAGE													
State Pool													
LOG5-Logic-Drainage	AR-0032	State Pool	11/10/08	Open	1.3678	1,025.49	1,025.49	0.00	1.19	0.00	0.00	3,269.26	0.00
State Pool Total					<u>1.3678</u>	<u>1,025.49</u>	<u>1,025.49</u>	<u>0.00</u>	<u>1.19</u>	<u>0.00</u>	<u>0.00</u>	<u>3,269.26</u>	<u>0.00</u>
LOG5 - LOGIC DRAINAGE Total					<u>1.3678</u>	<u>1,025.49</u>	<u>1,025.49</u>	<u>0.00</u>	<u>1.19</u>	<u>0.00</u>	<u>0.00</u>	<u>3,269.26</u>	<u>0.00</u>
LOG8 - LOGIC ROAD & BRIDGE													
State Pool													
LOG8-Logic-Road & Bridge	AR-0035	State Pool	11/10/08	Open	1.3673	1,025.91	1,025.91	0.00	1.19	0.00	0.00	6,513.43	0.00
State Pool Total					<u>1.3673</u>	<u>1,025.91</u>	<u>1,025.91</u>	<u>0.00</u>	<u>1.19</u>	<u>0.00</u>	<u>0.00</u>	<u>6,513.43</u>	<u>0.00</u>
LOG8 - LOGIC ROAD & BRIDGE Total					<u>1.3673</u>	<u>1,025.91</u>	<u>1,025.91</u>	<u>0.00</u>	<u>1.19</u>	<u>0.00</u>	<u>0.00</u>	<u>6,513.43</u>	<u>0.00</u>
MB02 - MBIA GENERAL													
State Pool													
MB02-MBIA General	AR-0015	State Pool	11/01/08	Open	1.2690	7,543,084.89	7,543,084.89	0.00	8,121.24	0.00	0.00	272,435.26	0.00
State Pool Total					<u>1.2690</u>	<u>7,543,084.89</u>	<u>7,543,084.89</u>	<u>0.00</u>	<u>8,121.24</u>	<u>0.00</u>	<u>0.00</u>	<u>272,435.26</u>	<u>0.00</u>
MB02 - MBIA GENERAL Total					<u>1.2690</u>	<u>7,543,084.89</u>	<u>7,543,084.89</u>	<u>0.00</u>	<u>8,121.24</u>	<u>0.00</u>	<u>0.00</u>	<u>272,435.26</u>	<u>0.00</u>
MB03 - MBIA ROAD & BRIDGE													
State Pool													
MB03-MBIA Road & Bridge	AR-0016	State Pool	11/01/08	Open	1.2694	51,039.13	51,039.13	0.00	54.97	0.00	0.00	91,778.28	0.00
State Pool Total					<u>1.2694</u>	<u>51,039.13</u>	<u>51,039.13</u>	<u>0.00</u>	<u>54.97</u>	<u>0.00</u>	<u>0.00</u>	<u>91,778.28</u>	<u>0.00</u>
MB03 - MBIA ROAD & BRIDGE Total					<u>1.2694</u>	<u>51,039.13</u>	<u>51,039.13</u>	<u>0.00</u>	<u>54.97</u>	<u>0.00</u>	<u>0.00</u>	<u>91,778.28</u>	<u>0.00</u>
MB04 - MBIA DRAINAGE													
State Pool													
MB04-MBIA Drainage	AR-0017	State Pool	11/01/08	Open	1.2690	732,200.83	732,200.83	0.00	788.33	0.00	0.00	89,528.74	0.00
State Pool Total					<u>1.2690</u>	<u>732,200.83</u>	<u>732,200.83</u>	<u>0.00</u>	<u>788.33</u>	<u>0.00</u>	<u>0.00</u>	<u>89,528.74</u>	<u>0.00</u>
MB04 - MBIA DRAINAGE Total					<u>1.2690</u>	<u>732,200.83</u>	<u>732,200.83</u>	<u>0.00</u>	<u>788.33</u>	<u>0.00</u>	<u>0.00</u>	<u>89,528.74</u>	<u>0.00</u>
MB06 - MBIA TOLL RD OPERATIONS													
State Pool													
MB06-MBIA Toll Rd. Operations	AR-0019	State Pool	11/01/08	Open	1.2690	8,392,809.55	8,392,809.55	0.00	9,036.09	0.00	0.00	108,746.35	0.00
State Pool Total					<u>1.2690</u>	<u>8,392,809.55</u>	<u>8,392,809.55</u>	<u>0.00</u>	<u>9,036.09</u>	<u>0.00</u>	<u>0.00</u>	<u>108,746.35</u>	<u>0.00</u>
MB06 - MBIA TOLL RD OPERATIONS Total					<u>1.2690</u>	<u>8,392,809.55</u>	<u>8,392,809.55</u>	<u>0.00</u>	<u>9,036.09</u>	<u>0.00</u>	<u>0.00</u>	<u>108,746.35</u>	<u>0.00</u>
PROS - Prosperity Money Mkt. Accts.													
Money Market													
Prosperity-Money Market Accts.	AR-0009	Money Market	11/30/03	Open	1.2744	249,804,192.46	249,804,192.46	0.00	303,314.09	0.00	0.00	27,196,873.49	0.00
Money Market Total					<u>1.2744</u>	<u>249,804,192.46</u>	<u>249,804,192.46</u>	<u>0.00</u>	<u>303,314.09</u>	<u>0.00</u>	<u>0.00</u>	<u>27,196,873.49</u>	<u>0.00</u>

Interest Accrual
Ft. Bend County
Effective Interest - Actual Life
Receipts in Period
10/01/17 - 10/31/17

CUSIP	Invest Number	Security Description	Purchase Date	Sale Date	Yield Earned	Ending Par Val/Shares	Ending Amor Val/Cost	Purchased Interest	Int/Div Rec In the Perd	Int/Div Accrued In the Perd	PTD Purch Received	Int/Div Rec Purch/Date	Int/Div Accrued Purch/Date
PROS - Prosperity Money Mkt. Accts. Total					<u>1.2744</u>	<u>249,804,192.46</u>	<u>249,804,192.46</u>	<u>0.00</u>	<u>303,314.09</u>	<u>0.00</u>	<u>0.00</u>	<u>27,196,873.49</u>	<u>0.00</u>
TT00 - TEXAS TERM GENERAL													
State Pool													
TT00-TX TERM General	AR-0022	State Pool	11/01/08	Open	<u>1.0500</u>	<u>1,021.28</u>	<u>1,021.28</u>	<u>0.00</u>	<u>0.91</u>	<u>0.00</u>	<u>0.00</u>	<u>21,406.05</u>	<u>0.00</u>
State Pool Total					<u>1.0500</u>	<u>1,021.28</u>	<u>1,021.28</u>	<u>0.00</u>	<u>0.91</u>	<u>0.00</u>	<u>0.00</u>	<u>21,406.05</u>	<u>0.00</u>
TT00 - TEXAS TERM GENERAL Total					<u>1.0500</u>	<u>1,021.28</u>	<u>1,021.28</u>	<u>0.00</u>	<u>0.91</u>	<u>0.00</u>	<u>0.00</u>	<u>21,406.05</u>	<u>0.00</u>
TT02 - TEXAS TERM TOLL OPERATIONS													
State Pool													
TT02-TX TERM Toll Rd. Operation	AR-0024	State Pool	11/01/08	Open	<u>1.0512</u>	<u>1,020.12</u>	<u>1,020.12</u>	<u>0.00</u>	<u>0.91</u>	<u>0.00</u>	<u>0.00</u>	<u>17,950.02</u>	<u>0.00</u>
State Pool Total					<u>1.0512</u>	<u>1,020.12</u>	<u>1,020.12</u>	<u>0.00</u>	<u>0.91</u>	<u>0.00</u>	<u>0.00</u>	<u>17,950.02</u>	<u>0.00</u>
TT02 - TEXAS TERM TOLL OPERATIONS Total					<u>1.0512</u>	<u>1,020.12</u>	<u>1,020.12</u>	<u>0.00</u>	<u>0.91</u>	<u>0.00</u>	<u>0.00</u>	<u>17,950.02</u>	<u>0.00</u>
TT04 - TEXAS TERM ROAD & BRIDGE													
State Pool													
TT04-TX TERM Road & Bridge	AR-0026	State Pool	11/01/08	Open	<u>1.0416</u>	<u>1,018.26</u>	<u>1,018.26</u>	<u>0.00</u>	<u>0.90</u>	<u>0.00</u>	<u>0.00</u>	<u>8,225.54</u>	<u>0.00</u>
State Pool Total					<u>1.0416</u>	<u>1,018.26</u>	<u>1,018.26</u>	<u>0.00</u>	<u>0.90</u>	<u>0.00</u>	<u>0.00</u>	<u>8,225.54</u>	<u>0.00</u>
TT04 - TEXAS TERM ROAD & BRIDGE Total					<u>1.0416</u>	<u>1,018.26</u>	<u>1,018.26</u>	<u>0.00</u>	<u>0.90</u>	<u>0.00</u>	<u>0.00</u>	<u>8,225.54</u>	<u>0.00</u>
TT05 - TEXAS TERM DRAINAGE													
State Pool													
TT05-TX TERM Drainage	AR-0027	State Pool	11/01/08	Open	<u>1.0465</u>	<u>337.81</u>	<u>337.81</u>	<u>0.00</u>	<u>0.30</u>	<u>0.00</u>	<u>0.00</u>	<u>5,017.08</u>	<u>0.00</u>
State Pool Total					<u>1.0465</u>	<u>337.81</u>	<u>337.81</u>	<u>0.00</u>	<u>0.30</u>	<u>0.00</u>	<u>0.00</u>	<u>5,017.08</u>	<u>0.00</u>
TT05 - TEXAS TERM DRAINAGE Total					<u>1.0465</u>	<u>337.81</u>	<u>337.81</u>	<u>0.00</u>	<u>0.30</u>	<u>0.00</u>	<u>0.00</u>	<u>5,017.08</u>	<u>0.00</u>

Premium/Discount Amortization

Ft. Bend County

Effective Interest - Actual Life
Receipts in Period
10/01/17 - 10/31/17

13

CUSIP	Invest Number	Security Description	Purchase Date	Amortiz Date	Yield Earned	Beginning Par Val/Shares	Beginning Unamor Val/Cost	Premium Discount	Ending Par Val/Shares	Ending Amor Val/Cost	Unamor Prem/Dscnt	Amortization In the Perd	Amortization Purch/Date
FFCB													
3133EGJX4	16-0004	FFCB 1.08 07/05/19	07/05/16	07/05/19	<u>1.0800</u>	<u>8,500,000.00</u>	<u>8,500,000.00</u>	<u>0.00</u>	<u>8,500,000.00</u>	<u>8,500,000.00</u>	<u>0.00</u>	<u>0.00</u>	<u>0.00</u>
FFCB Total					<u>1.0800</u>	<u>8,500,000.00</u>	<u>8,500,000.00</u>	<u>0.00</u>	<u>8,500,000.00</u>	<u>8,500,000.00</u>	<u>0.00</u>	<u>0.00</u>	<u>0.00</u>
FHLMC													
3134G9H42	16-0002	FHLMC 0.70 12/29/17	06/30/16	12/29/17	0.7000	10,000,000.00	10,000,000.00	0.00	10,000,000.00	10,000,000.00	0.00	0.00	0.00
3137EAEA3	16-0001	FHLMC 0.75 04/09/18	06/29/16	04/09/18	0.6790	6,000,000.00	6,007,505.28	-7,505.28	6,000,000.00	6,001,863.35	-1,863.35	-353.48	-5,641.93
3134G9G76	16-0003	FHLMC 0.80 06/29/18	06/30/16	06/29/18	<u>0.8000</u>	<u>14,500,000.00</u>	<u>14,500,000.00</u>	<u>0.00</u>	<u>14,500,000.00</u>	<u>14,500,000.00</u>	<u>0.00</u>	<u>0.00</u>	<u>0.00</u>
FHLMC Total					<u>0.7434</u>	<u>30,500,000.00</u>	<u>30,507,505.28</u>	<u>-7,505.28</u>	<u>30,500,000.00</u>	<u>30,501,863.35</u>	<u>-1,863.35</u>	<u>-353.48</u>	<u>-5,641.93</u>
Money Market													
Prosperity-Money Market Accts.	AR-0009	Money Market	11/30/03	Open	1.2744	281,256,983.93	281,256,983.93	0.00	249,804,192.46	249,804,192.46	0.00	0.00	0.00
Money Market Total					<u>1.2744</u>	<u>281,256,983.93</u>	<u>281,256,983.93</u>	<u>0.00</u>	<u>249,804,192.46</u>	<u>249,804,192.46</u>	<u>0.00</u>	<u>0.00</u>	<u>0.00</u>
State Pool													
MB02-MBIA General	AR-0015	State Pool	11/01/08	Open	1.2690	7,534,963.65	7,534,963.65	0.00	7,543,084.89	7,543,084.89	0.00	0.00	0.00
MB03-MBIA Road & Bridge	AR-0016	State Pool	11/01/08	Open	1.2694	50,984.16	50,984.16	0.00	51,039.13	51,039.13	0.00	0.00	0.00
MB04-MBIA Drainage	AR-0017	State Pool	11/01/08	Open	1.2690	731,412.50	731,412.50	0.00	732,200.83	732,200.83	0.00	0.00	0.00
MB06-MBIA Toll Rd. Operations	AR-0019	State Pool	11/01/08	Open	1.2690	8,383,773.46	8,383,773.46	0.00	8,392,809.55	8,392,809.55	0.00	0.00	0.00
TT00-TX TERM General	AR-0022	State Pool	11/01/08	Open	1.0500	1,020.37	1,020.37	0.00	1,021.28	1,021.28	0.00	0.00	0.00
TT02-TX TERM Toll Rd. Operation	AR-0024	State Pool	11/01/08	Open	1.0512	1,019.21	1,019.21	0.00	1,020.12	1,020.12	0.00	0.00	0.00
TT04-TX TERM Road & Bridge	AR-0026	State Pool	11/01/08	Open	1.0416	1,017.36	1,017.36	0.00	1,018.26	1,018.26	0.00	0.00	0.00
TT05-TX TERM Drainage	AR-0027	State Pool	11/01/08	Open	1.0465	337.51	337.51	0.00	337.81	337.81	0.00	0.00	0.00
LOG1-Logic- General	AR-0028	State Pool	11/10/08	Open	2.5243	20,345,922.31	20,345,922.31	0.00	20,368,117.39	20,368,117.39	0.00	0.00	0.00
LOG2-Logic-Toll Rd.Operations	AR-0029	State Pool	11/10/08	Open	1.3707	1,030.76	1,030.76	0.00	1,031.96	1,031.96	0.00	0.00	0.00
LOG5-Logic-Drainage	AR-0032	State Pool	11/10/08	Open	1.3678	1,024.30	1,024.30	0.00	1,025.49	1,025.49	0.00	0.00	0.00
LOG8-Logic-Road & Bridge	AR-0035	State Pool	11/10/08	Open	1.3673	1,024.72	1,024.72	0.00	1,025.91	1,025.91	0.00	0.00	0.00
MB12-MBIA ESD 100 AGREEMENT	AR-0041	State Pool	08/31/16	Open	1.2690	933,337.04	933,337.04	0.00	934,342.99	934,342.99	0.00	0.00	0.00
MB13-MBIA ASSISTANCE DIST #1	AR-0042	State Pool	08/31/16	Open	1.2689	86,255.64	86,255.64	0.00	86,348.60	86,348.60	0.00	0.00	0.00
MB14-MBIA GR PARKWAY OPERATIONS	AR-0043	State Pool	08/31/16	Open	1.2690	4,574,085.77	4,574,085.77	0.00	4,579,015.76	4,579,015.76	0.00	0.00	0.00
MB15-FACILITIES BONDS 2016	AR-0044	State Pool	08/31/16	Open	1.2690	224,557.62	224,557.62	0.00	224,799.66	224,799.66	0.00	0.00	0.00
MB16-MOBILITY BONDS 2016	AR-0045	State Pool	08/31/16	Open	1.2690	187,151.94	187,151.94	0.00	187,353.65	187,353.65	0.00	0.00	0.00
MB17 - SR LIEN BOND 2016	AR-0046	State Pool	12/09/16	Open	<u>1.2689</u>	<u>150,535.99</u>	<u>150,535.99</u>	<u>0.00</u>	<u>150,698.23</u>	<u>150,698.23</u>	<u>0.00</u>	<u>0.00</u>	<u>0.00</u>
State Pool Total					<u>1.8601</u>	<u>43,209,454.31</u>	<u>43,209,454.31</u>	<u>0.00</u>	<u>43,256,291.51</u>	<u>43,256,291.51</u>	<u>0.00</u>	<u>0.00</u>	<u>0.00</u>
Investment Total					<u>1.2958</u>	<u>363,466,438.24</u>	<u>363,473,943.52</u>	<u>-7,505.28</u>	<u>332,060,483.97</u>	<u>332,062,347.32</u>	<u>-1,863.35</u>	<u>-353.48</u>	<u>-5,641.93</u>

Open Investments

Ft. Bend County

Effective Interest - Actual Life
Receipts in Period
10/31/17

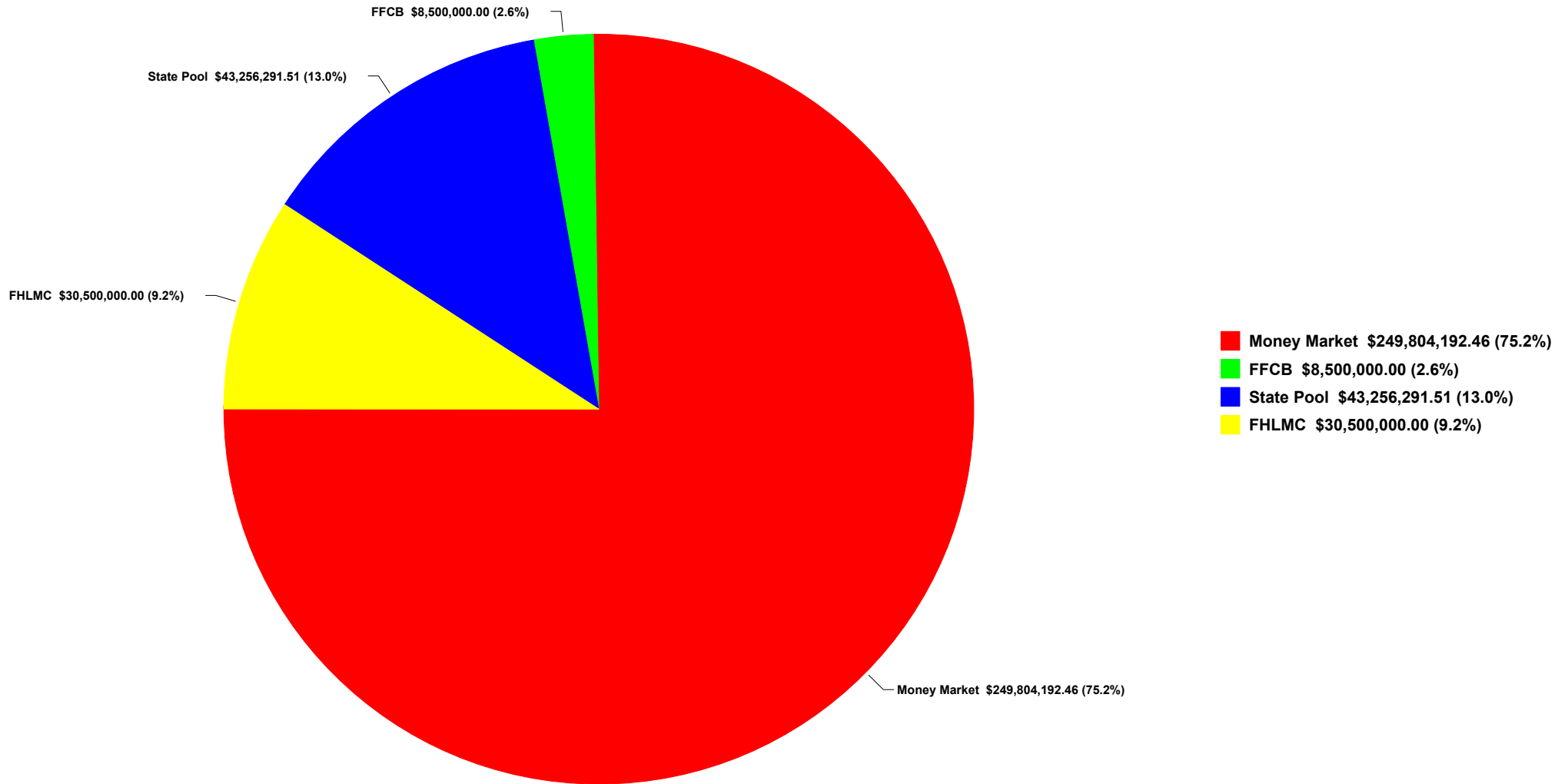
CUSIP	Invest Number	Security Description	Invest Class	Purchase Date	Call Date	Purchase Institut	SafeKeep Institut	Issuing Institut	Yield Matur	Yield Call	Original Unit Cost	Original Par Val/Shares	Original Princ/Cost	Orig Prem Discount	Ending Unit Price	Ending Par Val/Shares	Ending Amor Val/Cost	Ending Prem/Dscnt	Unamor Prem/Dscnt
FFCB																			
3133EGJX4	16-0004	FFCB 1.08 07/05/19		07/05/16	Open	700	100	None	1.0800	1.0800	1.000000	8,500,000.00	8,500,000.00	0.00	1.000000	8,500,000.00	8,500,000.00		0.00
FFCB Total									1.0800	1.0800	1.000000	8,500,000.00	8,500,000.00	0.00	1.000000	8,500,000.00	8,500,000.00		0.00
FHLMC																			
3134G9H42	16-0002	FHLMC 0.70 12/29/17		06/30/16	Open	700	100	None	0.7000	0.7000	1.000000	10,000,000.00	10,000,000.00	0.00	1.000000	10,000,000.00	10,000,000.00		0.00
3137EAEA3	16-0001	FHLMC 0.75 04/09/18		06/29/16	Open	700	100	None	0.6790	0.6790	1.001251	6,000,000.00	6,007,505.28	-7,505.28	1.000311	6,000,000.00	6,001,863.35		-1,863.35
3134G9G76	16-0003	FHLMC 0.80 06/29/18		06/30/16	Open	1200	100	None	0.8000	0.8000	1.000000	14,500,000.00	14,500,000.00	0.00	1.000000	14,500,000.00	14,500,000.00		0.00
FHLMC Total									0.7434	0.7434	1.000246	30,500,000.00	30,507,505.28	-7,505.28	1.000061	30,500,000.00	30,501,863.35		-1,863.35
Money Market																			
Prosperity-Money Market Accts.	AR-0009	Money Market		11/30/03	Open	100	None	100	1.3570	1.3570	1.000000	12,505,577.66	12,505,577.66	0.00	1.000000	249,804,192.46	249,804,192.46		0.00
Money Market Total									1.3570	1.3570	1.000000	12,505,577.66	12,505,577.66	0.00	1.000000	249,804,192.46	249,804,192.46		0.00
State Pool																			
MB02-MBIA General	AR-0015	State Pool		11/01/08	Open	2000	None	2000	1.2700	1.2700	1.000000	17,374,917.83	17,374,917.83	0.00	1.000000	7,543,084.89	7,543,084.89		0.00
MB03-MBIA Road & Bridge	AR-0016	State Pool		11/01/08	Open	2000	None	2000	1.2700	1.2700	1.000000	2,856,438.24	2,856,438.24	0.00	1.000000	51,039.13	51,039.13		0.00
MB04-MBIA Drainage	AR-0017	State Pool		11/01/08	Open	2000	None	2000	1.2700	1.2700	1.000000	1,267,218.21	1,267,218.21	0.00	1.000000	732,200.83	732,200.83		0.00
MB06-MBIA Toll Rd. Operations	AR-0019	State Pool		11/01/08	Open	2000	None	2000	1.2700	1.2700	1.000000	3,143,377.27	3,143,377.27	0.00	1.000000	8,392,809.55	8,392,809.55		0.00
TT00-TX TERM General	AR-0022	State Pool		11/01/08	Open	2005	None	2005	1.0500	1.0500	1.000000	10,006,437.87	10,006,437.87	0.00	1.000000	1,021.28	1,021.28		0.00
TT02-TX TERM Toll Rd. Operation	AR-0024	State Pool		11/01/08	Open	2005	None	2005	1.0500	1.0500	0.000000	0.00	0.00	0.00	1.000000	1,020.12	1,020.12		0.00
TT04-TX TERM Road & Bridge	AR-0026	State Pool		11/01/08	Open	2005	None	2005	1.0500	1.0500	1.000000	10,463.28	10,463.28	0.00	1.000000	1,018.26	1,018.26		0.00
TT05-TX TERM Drainage	AR-0027	State Pool		11/01/08	Open	2005	None	2005	1.0500	1.0500	1.000000	109,774.61	109,774.61	0.00	1.000000	337.81	337.81		0.00
LOG1-Logic- General	AR-0028	State Pool		11/10/08	Open	200	None	200	1.2845	1.2845	1.000000	10,000,000.00	10,000,000.00	0.00	1.000000	20,368,117.39	20,368,117.39		0.00
LOG2-Logic-Toll Rd.Operations	AR-0029	State Pool		11/10/08	Open	200	None	200	1.2845	1.2845	1.000000	2,000,000.00	2,000,000.00	0.00	1.000000	1,031.96	1,031.96		0.00
LOG5-Logic-Drainage	AR-0032	State Pool		11/10/08	Open	200	None	200	1.2845	1.2845	1.000000	500,000.00	500,000.00	0.00	1.000000	1,025.49	1,025.49		0.00
LOG8-Logic-Road & Bridge	AR-0035	State Pool		11/10/08	Open	200	None	200	1.2845	1.2845	1.000000	1,000,000.00	1,000,000.00	0.00	1.000000	1,025.91	1,025.91		0.00
MB12-MBIA ESD 100 AGREEMENT	AR-0041	State Pool		08/31/16	Open	2000	None	2000	1.2700	1.2700	1.000000	3,900,000.00	3,900,000.00	0.00	1.000000	934,342.99	934,342.99		0.00
MB13-MBIA ASSISTANCE DIST #1	AR-0042	State Pool		08/31/16	Open	2000	None	2000	1.2700	1.2700	1.000000	10,000,000.00	10,000,000.00	0.00	1.000000	86,348.60	86,348.60		0.00
MB14-MBIA GR PARKWAY OPERATIONS	AR-0043	State Pool		08/31/16	Open	2000	None	2000	1.2700	1.2700	1.000000	8,500,000.00	8,500,000.00	0.00	1.000000	4,579,015.76	4,579,015.76		0.00
MB15-FACILITIES BONDS 2016	AR-0044	State Pool		08/31/16	Open	2000	None	2000	1.2700	1.2700	1.000000	30,000,000.00	30,000,000.00	0.00	1.000000	224,799.66	224,799.66		0.00
MB16-MOBILITY BONDS 2016	AR-0045	State Pool		08/31/16	Open	2000	None	2000	1.2700	1.2700	1.000000	30,000,000.00	30,000,000.00	0.00	1.000000	187,353.65	187,353.65		0.00
MB17 - SR LIEN BOND 2016	AR-0046	State Pool		12/09/16	Open	2000	None	2000	1.2700	1.2700	1.000000	35,000,000.00	35,000,000.00	0.00	1.000000	150,698.23	150,698.23		0.00
State Pool Total									1.2768	1.2768	1.000000	165,668,627.31	165,668,627.31	0.00	1.000000	43,256,291.51	43,256,291.51		0.00
Investment Total									1.2823	1.2823	1.000035	217,174,204.97	217,181,710.25	-7,505.28	1.000006	332,060,483.97	332,062,347.32		-1,863.35

Open Investments

Ft. Bend County

Effective Interest - Actual Life
Receipts in Period
10/31/17

Showing Ending Par Val/Shares: \$332,060,483.97



FBC INVESTMENT TRAILING 12 MONTHS

Open		FARMERS						FNMA			Prosperity	Prosperity -
Investments		MAC DN	FFCB	FHLB	FHLMC	FNMA	FNMA	DISCOUNT	NOTE	State Pool	Money Market	Invst. Acct.
\$ 329,384,202	10/31/2016	\$ -	\$ 8,500,000	\$ -	\$ 30,506,440	\$ -	\$ -	\$ -	\$ -	\$ 106,231,840	\$ 184,144,857	\$ -
\$ 304,497,868	11/30/2016	\$ -	\$ 8,500,000	\$ -	\$ 30,505,738	\$ -	\$ -	\$ -	\$ -	\$ 106,304,648	\$ 159,187,483	\$ -
\$ 325,572,163	12/31/2016	\$ -	\$ 8,500,000	\$ -	\$ 30,505,386	\$ -	\$ -	\$ -	\$ -	\$ 137,401,990	\$ 149,164,787	\$ -
\$ 457,937,770	1/31/2017	\$ -	\$ 8,500,000	\$ -	\$ 30,505,035	\$ -	\$ -	\$ -	\$ -	\$ 195,548,001	\$ 223,384,734	\$ -
\$ 483,201,357	2/28/2017	\$ -	\$ 8,500,000	\$ -	\$ 30,504,684	\$ -	\$ -	\$ -	\$ -	\$ 298,250,107	\$ 145,946,566	\$ -
\$ 432,895,111	3/31/2017	\$ -	\$ 8,500,000	\$ -	\$ 30,504,332	\$ -	\$ -	\$ -	\$ -	\$ 265,491,332	\$ 128,399,447	\$ -
\$ 410,513,079	4/30/2017	\$ -	\$ 8,500,000	\$ -	\$ 30,503,980	\$ -	\$ -	\$ -	\$ -	\$ 235,712,333	\$ 135,796,767	\$ -
\$ 385,021,459	5/31/2017	\$ -	\$ 8,500,000	\$ -	\$ 30,503,627	\$ -	\$ -	\$ -	\$ -	\$ 221,919,910	\$ 124,097,921	\$ -
\$ 371,392,441	6/30/2017	\$ -	\$ 8,500,000	\$ -	\$ 30,503,275	\$ -	\$ -	\$ -	\$ -	\$ 43,074,829	\$ 289,314,337	\$ -
\$ 445,969,515	7/31/2017	\$ -	\$ 8,500,000	\$ -	\$ 30,502,922	\$ -	\$ -	\$ -	\$ -	\$ 43,119,051	\$ 363,847,542	\$ -
\$ 390,497,782	8/31/2017	\$ -	\$ 8,500,000	\$ -	\$ 30,502,569	\$ -	\$ -	\$ -	\$ -	\$ 43,164,659	\$ 308,330,554	\$ -
\$ 363,468,655	9/30/2017	\$ -	\$ 8,500,000	\$ -	\$ 30,502,217	\$ -	\$ -	\$ -	\$ -	\$ 43,209,454	\$ 281,256,984	\$ -
\$ 332,060,484	10/31/2017	\$ -	\$ 8,500,000	\$ -	\$ 30,500,000	\$ -	\$ -	\$ -	\$ -	\$ 43,256,292	\$ 249,804,192	\$ -

Wendt, Sandra

From: Laura Turner (111) <Laura.Turner@prosperitybankusa.com>
Sent: Wednesday, October 04, 2017 2:19 PM
To: Brogdon, Jennifer; Segura, Maria; Elster, Melissa; Schultz, Patsy; Wendt, Sandra
Subject: October interest rate

In accordance to the Depository bid, the variable interest rate for the month of October will reflect the change in the 91 day T-bill rate. The 91 day T-bill investment rate is 1.067%. Rate paid will be 1.357% (1.067% + .29) on the General Fund and all other accounts.

Laura Turner 

Assistant Vice President

Lending Assistant

Prosperity Bank

Sugar Land Banking Center

14060 Southwest Freeway

Sugar Land, TX 77478

Phone: 281-269-7200

Direct: 281-269-7254

Fax: 281-269-7108

Email: laura.turner@prosperitybankusa.com

NYSE: PB

**Handy information should the need arise.....**

281-242-4762 Fastline

1.866.985.2273 To Activate & Pin your Debit Card

1.800.684.2132 Report your card Lost/Stolen ATM/Debit Card

1.800.531.1401 Customer Service Center Mon-->Fri. 7am-7pm & Sat. 9am-5pm (can also assist with debit card issues).



Please consider the environment before printing this e-mail - think Green





Daily Rates

October 2017

TXCLASS

AVERAGE MONTHLY YIELD: 1.27%

Date	Dividend Rate	Daily Yield
01-Oct-17	0.000034386	1.26%
02-Oct-17	0.000034112	1.25%
03-Oct-17	0.000034112	1.25%
04-Oct-17	0.000034386	1.26%
05-Oct-17	0.000034254	1.25%
06-Oct-17	0.000034112	1.25%
07-Oct-17	0.000034112	1.25%
08-Oct-17	0.000034112	1.25%
09-Oct-17	0.000034112	1.25%
10-Oct-17	0.000034660	1.27%
11-Oct-17	0.000034425	1.26%
12-Oct-17	0.000034660	1.27%
13-Oct-17	0.000034934	1.28%
14-Oct-17	0.000034934	1.28%
15-Oct-17	0.000034934	1.28%
16-Oct-17	0.000034934	1.28%
17-Oct-17	0.000034934	1.28%
18-Oct-17	0.000034934	1.28%
19-Oct-17	0.000034934	1.28%
20-Oct-17	0.000034934	1.28%
21-Oct-17	0.000034934	1.28%
22-Oct-17	0.000034934	1.28%
23-Oct-17	0.000034986	1.28%
24-Oct-17	0.000034934	1.28%
25-Oct-17	0.000034999	1.28%
26-Oct-17	0.000035144	1.29%
27-Oct-17	0.000035208	1.29%
28-Oct-17	0.000035208	1.29%
29-Oct-17	0.000035208	1.29%
30-Oct-17	0.000035224	1.29%
31-Oct-17	0.000035567	1.30%

Current Rates:

As of October 31, 2017

Current Yield¹	<u>1.05%</u>
One-Day Yield¹	<u>1.06%</u>
Allocation Factor¹	<u>0.000029015</u>

Historical Rates

Monthly Distribution Yields²

	<u>2008</u>	<u>2009</u>	<u>2010</u>	<u>2011</u>	<u>2012</u>	<u>2013</u>	<u>2014</u>	<u>2015</u>	<u>2016</u>	<u>2017</u>
January	4.27%	1.14%	0.17%	0.14%	0.08%	0.12%	0.04%	0.07%	0.35%	0.58%
February	3.57%	0.83%	0.17%	0.17%	0.10%	0.10%	0.04%	0.08%	0.39%	0.59%
March	2.98%	0.74%	0.18%	0.14%	0.10%	0.10%	0.04%	0.09%	0.41%	0.66%
April	2.51%	0.63%	0.19%	0.10%	0.10%	0.08%	0.04%	0.09%	0.42%	0.75%
May	2.36%	0.55%	0.19%	0.09%	0.12%	0.08%	0.04%	0.09%	0.43%	0.76%
June	2.26%	0.50%	0.21%	0.09%	0.13%	0.05%	0.04%	0.09%	0.44%	0.85%
July	2.29%	0.42%	0.23%	0.06%	0.13%	0.05%	0.05%	0.10%	0.45%	0.96%
August	2.39%	0.41%	0.24%	0.08%	0.13%	0.05%	0.06%	0.11%	0.47%	1.00%
September	2.38%	0.37%	0.21%	0.07%	0.13%	0.05%	0.06%	0.13%	0.50%	1.03%
October	2.65%	0.27%	0.19%	0.07%	0.13%	0.04%	0.06%	0.15%	0.47%	1.05%
November	2.13%	0.26%	0.17%	0.08%	0.13%	0.04%	0.06%	0.15%	0.45%	
December	1.79%	0.23%	0.15%	0.11%	0.13%	0.04%	0.07%	0.23%	0.50%	

**Call Toll-Free
1-866-TEX-TERM**

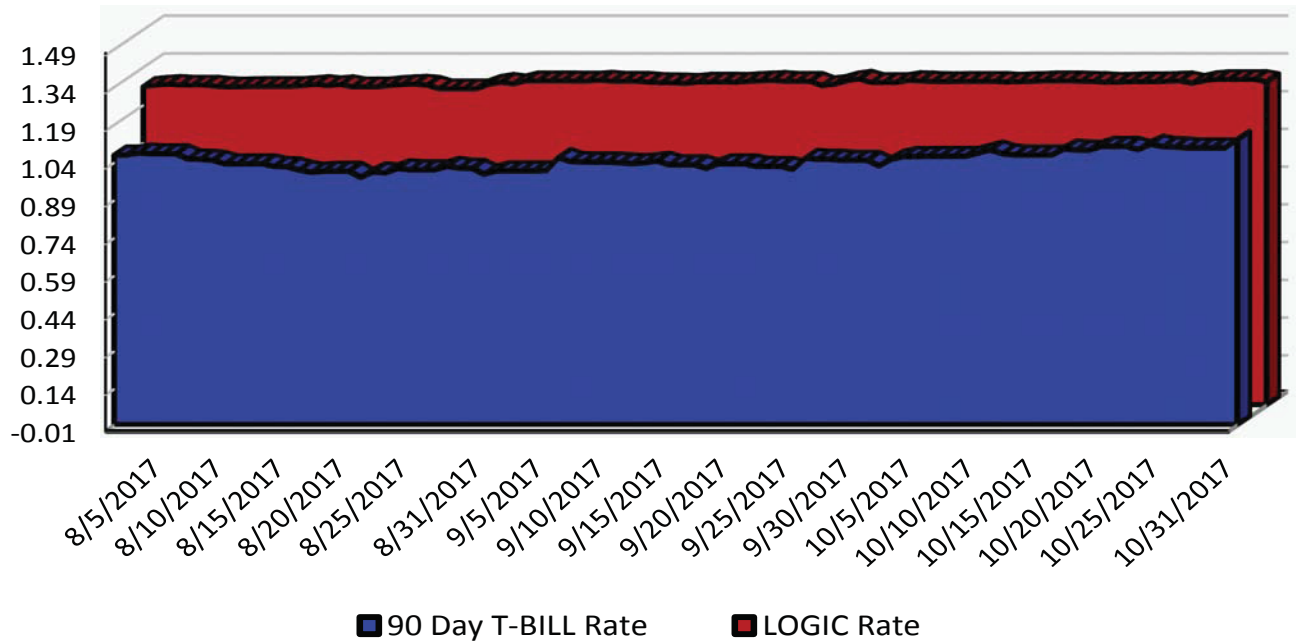
Past performance is not indicative of future results and yields may vary.

(1) The current yield, which is also known as the current annualized yield or current seven-day yield, represents the net change, exclusive of capital changes and income other than investment income, in the value of a hypothetical account with a balance of one share (normally \$1.00 per share) over a seven-day base period expressed as a percentage of the value of one share at the beginning of the seven-day period. This resulting net change in account value is then annualized by multiplying it by 365 and dividing the result by 7. The yields shown may reflect fee waivers by service providers that subsidize and reduce the total operating expenses of the TexasDAILY portfolio. Portfolio yields would be lower if there were no such waivers. The allocation factor represents the daily net income dividend declared by the TexasDAILY portfolio divided by the portfolio's daily net assets. The one-day yield represents the allocation factor of the TexasDAILY portfolio divided by the daily net asset value per share (normally \$1.00) multiplied by 365. Unlike the current yield—which excludes capital changes and income other than investment income—the allocation factor and one-day yield are inclusive of capital changes and any income other than investment income.

(2) The monthly distribution yield represents the sum of a month's one-day allocation factors divided by the number of days in that month, and multiplied by 365. The yields shown may reflect fee waivers by service providers that subsidize and reduce the total operating expenses of the TexasDAILY portfolio. Portfolio yields would be lower if there were no such waivers.

*This information is for institutional investor use only, not for further distribution to retail investors, and does not represent an offer to sell or a solicitation of an offer to buy or sell any fund or other security. Investors should consider the Pool's investment objectives, risks, charges and expenses before investing. This and other information about the Pool is available in the Pool's Information Statement, which should be read carefully before investing. A copy of the Pool's Information Statement may be obtained by calling 1-866-839-8376 or is available on the Pool's website at www.texasterm.net. While TexasDAILY seeks to maintain a stable net asset value of \$1.00 per share and TexasTERM seeks to achieve a net asset value of \$1.00 per share at its stated maturity, it is possible to lose money investing in the Pool. An investment in the Pool is not insured or guaranteed by the Federal Deposit Insurance Corporation or any other government agency. Shares of the Pool are distributed by **PFM Fund Distributors, Inc.**, member Financial Industry Regulatory Authority (FINRA) (www.finra.org) and Securities Investor Protection Corporation (SIPC) (www.sipc.org). PFM Fund Distributors, Inc. is a wholly owned subsidiary of PFM Asset Management LLC.*

LOGIC versus 90-Day Treasury Bill



This material is for information purposes only. This information does not represent an offer to buy or sell a security. The above rate information is obtained from sources that are believed to be reliable; however, its accuracy or completeness may be subject to change. The LOGIC management fee be waived in full or in part at the discretion of the LOGIC co-administrators and the LOGIC rate for the period shown reflects waiver of fees. This table represents historical investment performance/return to the customer, net of fees, and is not an indication of future performance. An investment in the security is not insured or guaranteed by the Federal Deposit Insurance Corporation or any other government agency. Although the issuer seeks to preserve the value of an investment at \$1.00 per share, it is possible to lose money by investing in the security. Information about these and other program details are in the fund's Information Statement which should be read carefully before investing. The yield on the 90-Day Treasury Bill ("T-Bill Yield") is shown for comparative purposes only. When comparing the investment returns of the LOGIC pool to the T-Bill Yield, you should know that the LOGIC pool consist of allocations of specific diversified securities as detailed in the respective Information Statements. The T-Bill Yield is taken from Bloomberg Finance L.P. and represents the daily closing yield on the then current 90-day T-Bill.

Daily Summary for October 2017

Date	Mny Mkt Fund Equiv. [SEC Std.]	Daily Allocation Factor	LOGIC Invested Balance	Market Value Per Share	WAM Days (1)*	WAM Days (2)*
10/1/2017	1.2793%	0.000035050	\$5,995,123,374.79	1.000070	43	78
10/2/2017	1.2874%	0.000035271	\$5,977,029,127.74	1.000115	47	81
10/3/2017	1.2859%	0.000035230	\$5,983,464,842.94	1.000116	46	82
10/4/2017	1.2835%	0.000035165	\$5,976,004,995.67	1.000115	45	84
10/5/2017	1.2828%	0.000035144	\$5,995,359,089.73	1.000113	47	84
10/6/2017	1.2841%	0.000035181	\$6,033,210,737.89	1.000050	45	80
10/7/2017	1.2841%	0.000035181	\$6,033,210,737.89	1.000050	45	80
10/8/2017	1.2841%	0.000035181	\$6,033,210,737.89	1.000050	45	80
10/9/2017	1.2841%	0.000035181	\$6,033,210,737.89	1.000050	45	80
10/10/2017	1.2806%	0.000035084	\$6,006,380,437.83	1.000112	45	79
10/11/2017	1.2828%	0.000035145	\$6,044,675,284.12	1.000106	44	78
10/12/2017	1.2840%	0.000035177	\$6,040,495,213.08	1.000105	43	78
10/13/2017	1.2860%	0.000035234	\$5,909,252,981.91	1.000052	43	77
10/14/2017	1.2860%	0.000035234	\$5,909,252,981.91	1.000052	43	77
10/15/2017	1.2860%	0.000035234	\$5,909,252,981.91	1.000052	43	77
10/16/2017	1.2844%	0.000035190	\$5,882,606,051.57	1.000090	43	77
10/17/2017	1.2836%	0.000035166	\$5,906,165,257.67	1.000091	42	76
10/18/2017	1.2801%	0.000035071	\$5,963,365,324.68	1.000085	40	74
10/19/2017	1.2803%	0.000035078	\$5,975,776,588.97	1.000080	40	73
10/20/2017	1.2825%	0.000035136	\$5,937,795,668.09	1.000040	38	71
10/21/2017	1.2825%	0.000035136	\$5,937,795,668.09	1.000040	38	71
10/22/2017	1.2825%	0.000035136	\$5,937,795,668.09	1.000040	38	71
10/23/2017	1.2847%	0.000035196	\$5,940,389,381.66	1.000080	38	71
10/24/2017	1.2860%	0.000035234	\$5,918,120,351.16	1.000079	40	71
10/25/2017	1.2760%	0.000034959	\$6,140,880,392.87	1.000076	38	68
10/26/2017	1.2868%	0.000035254	\$6,141,632,475.70	1.000073	40	70
10/27/2017	1.2913%	0.000035379	\$6,076,022,328.04	1.000029	39	68
10/28/2017	1.2913%	0.000035379	\$6,076,022,328.04	1.000029	39	68
10/29/2017	1.2913%	0.000035379	\$6,076,022,328.04	1.000029	39	68
10/30/2017	1.2916%	0.000035387	\$6,061,066,945.26	1.000066	39	68
10/31/2017	1.2830%	0.000035152	\$6,047,571,709.48	1.000066	38	67
Average	1.2845%	0.000035191	\$5,996,714,926.79		42	75

Prosperity Bank
Money Market Accounts
October 31, 2017

FUND	DESCRIPTION	BEGINNING BALANCE	DEPOSITS	WITH- DRAWALS	INTEREST	ENDING BALANCE
100	General Operating	56,071,839.00	25,418,453.33	48,018,276.72	53,149.19	33,525,164.80
150	Juvenile Operations	4,847,973.95	635,823.70	1,649,579.37	4,969.68	3,839,187.96
155	Road & Bridge	10,553,365.89	1,155,862.54	1,852,071.98	11,694.89	9,868,851.34
160	Drainage District	11,963,648.01	18,761.43	825,475.62	13,235.89	11,170,169.71
165	Lateral Road	812,494.41	62,634.66	-	963.69	876,092.76
170	Statue Restoration	4,356.23	-	-	5.02	4,361.25
175	City Water Assistance	25,651.22	616.00	671.52	29.54	25,625.24
185	Entex Contributions	4.41	-	-	0.01	4.42
190	H L & P Assistance	116,495.64	-	4,524.93	130.66	112,101.37
195	County Law Library	1,251,957.12	50,622.95	51,535.91	1,442.83	1,252,486.99
200	Law Enforcement Academy	504,412.08	73,175.25	59,406.44	595.77	518,776.66
360	Law Enforcement Training	175,143.00	-	2,000.00	201.27	173,344.27
215	Library Donations	111,268.70	4,611.19	2,267.02	129.17	113,742.04
225	FBC Asset Forfeiture-Task-State	484,219.56	-	12,991.45	549.36	471,777.47
235	Probate Court Training	101,556.00	880.00	-	117.58	102,553.58
245	Alert Program-Juvenile	52,193.45	-	-	60.11	52,253.56
255	D A Asset Forfeiture-Fed.	52.34	-	-	0.06	52.40
265	Gus George Memorial	4,747.81	470.78	470.78	5.47	4,753.28
275	D A Special Fund Run	18,090.11	-	-	20.83	18,110.94
280	Co.Atty.Supplemental Salary	173,535.38	70,000.00	7,059.15	265.03	236,741.26
290	VIT Interest (Tax Coll)	16,837.40	3,055.56	-	22.35	19,915.31
300	FBC Elections	616,232.96	4,822.00	11,895.55	705.55	609,864.96
305	FBC Asset Forfeiture-Task-Fed.	13,645.72	4,860.00	586.00	20.93	17,940.65
310	Sheriff Ofc/Forfeiture-Assets-St.	517,062.84	1,009.60	-	596.27	518,668.71
315	Sheriff Ofc/Forfeiture-Assets-Fed.	364,825.04	-	5,325.00	417.60	359,917.64
320	Constable Pct. 2 F/A	22.72	-	-	0.03	22.75
322	Constable Pct 3 F/A	880.93	66.48	-	1.07	948.48
324	Constable Pct 1 F/A	1,187.44	-	-	1.37	1,188.81
335	DA Asset Forfeiture-State	276,252.95	1,069.05	6,921.33	314.50	270,715.17
810	Toll Road Operations	22,492,786.55	2,020,194.96	1,621,606.59	27,050.66	22,918,425.58
390	Child Protective Service IV-E	55,496.03	422.02	3,913.59	60.84	52,065.30
402	Hope 3 Program Sales	5,533.91	-	-	6.37	5,540.28

Prosperity Bank
Money Market Accounts
October 31, 2017

410	Child Support IVD Reimb.	261,203.52	1,538.02	-	301.34	263,042.88
415	Local Law Enf.Block Grant	15,843.97	-	1,176.41	17.85	14,685.41
440	Supervision	2,811,473.60	261,991.19	589,511.35	2,997.01	2,486,950.45
205	Surface Water Supply Corp.	7,873.13	-	-	9.07	7,882.20
TREA	Treasurer's Account	4,245,490.55	9,784,355.40	13,045,036.53	1,862.78	986,672.20
INVE	FBC Investment Account	-	22,500.00	22,500.00	0.84	0.84
850M	Boon-Chapman Medical	1,344,371.93	2,000,000.00	1,797,795.00	1,589.74	1,548,166.67
850D	Boon-Chapman Dental	1,225,509.82	832.00	177,719.23	1,309.62	1,049,932.21
882	Boon-Chapman 125	109,371.12	56,863.09	37,229.75	125.88	129,130.34
884	Fee Officer's Account	1,139,484.81	1,830,820.54	1,828,247.25	-	1,142,058.10
912	JP Credit Card Processing	48,508.24	235,769.70	237,594.63	85.48	46,768.79
908	EMS Credit Card Processing	20,318.13	10,816.27	21,605.73	9.54	9,538.21
600/605	Debt Service Account	7,719,568.03	56,970.72	550,945.94	8,902.02	7,234,494.83
GAS	FBC Fuel Account (Susser)	10.39	183,566.55	183,576.94	6.83	6.83
332	Fire Marshal St. Ass't. Forfeiture	663.97	-	-	0.76	664.73
JE04	JP #4 E-Filing	258.47	7,386.00	7,134.47	2.27	512.27
DACC	D A Credit Card Processing	2,318.39	3,798.25	5,400.42	1.58	717.80
PTCC	Public Transportation Credit Cards	347.54	1,126.52	1,364.84	0.54	109.76
CSCC	CSCD Credit Card	129,606.02	137,389.46	151,096.75	119.30	116,018.03
LBCC	Library Credit Card	1,546.45	9,470.15	9,175.00	3.43	1,845.03
JUCC	Juvenile Credit Card	821.73	2,254.28	2,950.81	0.99	126.19
815	Grand Pkwy Toll Road Ops	7,311,798.03	2,187,203.51	2,947,180.94	8,572.77	6,560,393.37
145	Emergency Svc Dist 100	3,886,413.44	375,471.30	-	4,601.61	4,266,486.35
130	Assistant Dist Number 1	16,890,032.04	265,486.47	1,500.00	19,639.44	17,173,657.95
131	Assistant Dist Number 2	667,691.61	73,022.97	1,100.00	820.32	740,434.90
133	Assistant Dist Number 4	694,717.57	35,549.91	425.00	825.12	730,667.60
134	Assistant Dist Number 5	129,295.77	3,754.18	425.00	151.47	132,776.42
805	Grand Pkwy Toll RD Rev Bond	3,454,957.93	-	222,469.65	3,755.76	3,236,244.04
206	Industrial Development Corp	125,380.97	-	23,000.00	136.93	102,517.90
135	Assistant Dist Number 6	2,316,002.22	87,472.62	2,400.00	2,728.59	2,403,803.43
CCCS	Non Fee Officer CC Clearing Acct	176,191.06	48,693.20	176,191.06	146.16	48,839.36
801	Sr. Lien Toll Rd Rev Bonds 2014	829,775.92	1,059,395.84	1,889,171.76	895.34	895.34
802	Sr. Lien Toll Rd Rev Bonds 2016	7,194,539.09	-	4,212,822.14	5,062.78	2,986,779.73

Prosperity Bank
Money Market Accounts
October 31, 2017

JPMT	Juror Payments	6,023.16	14,230.00	10,457.16	17.20	9,813.20
	Engineering Permitting E-Check	8,979.28	630.00	9.28	10.61	9,610.61
207	FBC Historical Commission	4,220.39	-	1,097.88	4.31	3,126.82
208	East FBC Development	-	-	-	-	-
742	Facilities Bonds 2016	15,631,264.47	-	274,137.46	17,841.96	15,374,968.97
744	Mobility Bonds 2016	17,831,395.70	22,500.00	2,197,216.52	19,481.26	15,676,160.44
746	Jail Energy Efficiency Project	-	4,952,549.00	-	184.13	4,952,733.13
748	Mobility Bonds 2017	3,786,754.35	-	-	4,361.20	3,791,115.55
750	Mission Bend/Four Corners	14,147,396.45	-	224,918.08	16,134.34	13,938,612.71
JE11	JP 1-1 E-Filing	450.11	3,505.50	3,625.61	1.02	331.02
JE12	JP 1-2 E-Filing	128.99	2,064.00	1,691.99	0.26	501.26
JE02	JP 2 E-Filing	486.13	10,842.75	7,740.88	2.37	3,590.37
JE03	JP 3 E-Filing	1,893.50	7,095.00	8,432.50	2.49	558.49
752	FBC Westpark Extension	55,178,398.15	-	27,778.54	63,521.64	55,214,141.25
806	Grand Parkway Toll Rd Authority	264,438.99	-	-	304.55	264,743.54
	Total	281,256,983.93	53,284,325.89	85,040,431.45	303,314.09	249,804,192.46

Investment Report

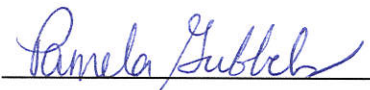
Ft. Bend County

11/01/17 - 11/30/17

This report summarizes the investment position of Ft. Bend County for the period 11/01/17 to 11/30/17.

	10/31/17	11/30/17
Book Value	332,062,347.32	303,063,731.78
Market Value	331,899,323.97	302,873,907.23
Par Value	332,060,483.97	303,062,222.23
Change in Market Value		-27,155.00
Weighted Average Maturity (in Days)	31	30
Weighted Average Yield-to-Maturity of Portfolio	1.2823%	1.3448%
Yield-to-Maturity of 90 Day T-Bill	1.0950%	0.0000%
Accrued Interest		26,900.00


This report is presented in accordance with the Texas Government Code Title 10 Section 2256.023. The below signed hereby certify that, to the best of their knowledge on the date this report was created, Ft. Bend County is in compliance with the provisions of Government Code 2256 and with the stated policies and strategies of Ft. Bend County.



Director of Finance & Investments

2-12-18

Date



County Treasurer

2/13/2018

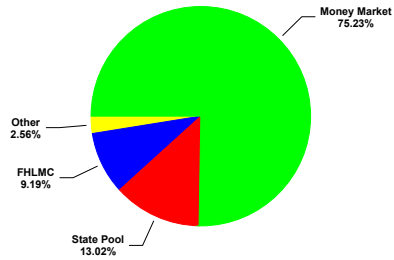
Date

Investment Report

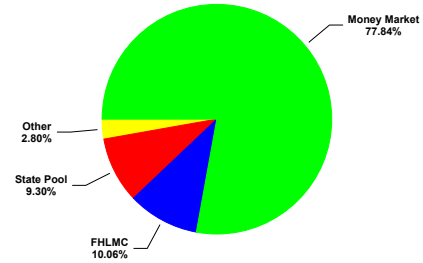
Ft. Bend County

11/01/17 - 11/30/17

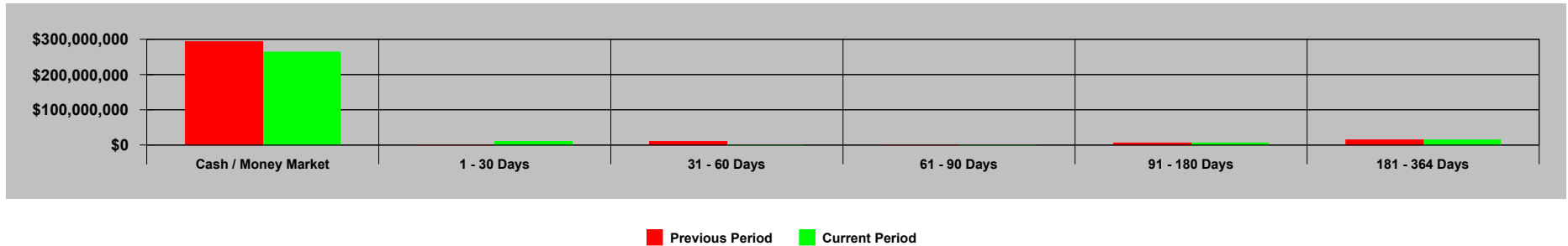
Portfolio Composition - 10/31/17



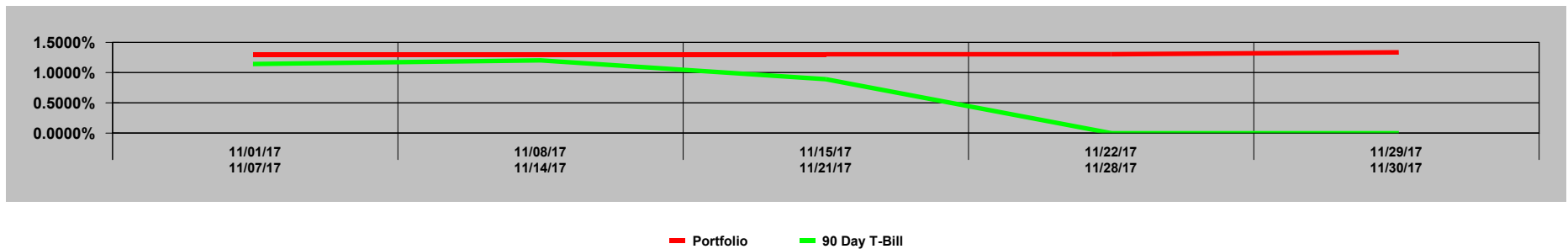
Portfolio Composition - 11/30/17



Maturity Aging - 10/31/17 vs 11/30/17



Portfolio Performance - 11/01/17 to 11/30/17



GASB 31 Compliance Ft. Bend County

Effective Interest - Actual Life Receipts in Period 11/01/17 - 11/30/17

CUSIP	Invest Number	Security Description	Purchase Date	Sale Date	Valuation Method	Yield Earned	Price Source 11/01/17	Beginning Unit Price	Par Value On 11/01/17	Reported Value 11/01/17	Purchase Cost	Sales Proceeds	Ending Unit Price	Par Value On 11/30/17	Price Source 11/30/17	Reported Value 11/30/17	Change in Fair Value	Interest	Net Investment Income
3137EAEA3	16-0001	FHLMC 0.75 04/09/18	06/29/16	Open	Fair Value	0.7377	FTI	0.997670	6,000,000.00	5,986,020.00	0.00	0.00	0.997660	6,000,000.00	FTI	5,985,960.00	-60.00	3,750.00	3,690.00
3134G9H42	16-0002	FHLMC 0.70 12/29/17	06/30/16	Open	Fair Value	1.3240	FTI	0.999100	10,000,000.00	9,991,000.00	0.00	0.00	0.999620	10,000,000.00	FTI	9,996,200.00	5,200.00	5,833.33	11,033.33
3134G9G76	16-0003	FHLMC 0.80 06/29/18	06/30/16	Open	Fair Value	0.3080	FTI	0.996010	14,500,000.00	14,442,145.00	0.00	0.00	0.995600	14,500,000.00	FTI	14,436,200.00	-5,945.00	9,666.67	3,721.67
3133EGJX4	16-0004	FFCB 1.08 07/05/19	07/05/16	Open	Fair Value	-2.6400	FTI	0.990550	8,500,000.00	8,419,675.00	0.00	0.00	0.987450	8,500,000.00	FTI	8,393,325.00	-26,350.00	7,650.00	-18,700.00
Prosperity-Money Market Accts.	AR-0009	Money Market	11/30/03	Open	Fair Value	1.3836	Manual	1.000000	249,804,192.46	249,804,192.46	0.00	13,886,000.20	1.000000	235,918,192.26	Manual	235,918,192.26	0.00	283,539.45	283,539.45
MB02-MBIA General	AR-0015	State Pool	11/01/08	Open	Fair Value	1.2977	Manual	1.000000	7,543,084.89	7,543,084.89	0.00	-8,045.61	1.000000	7,551,130.50	Manual	7,551,130.50	0.00	8,045.61	8,045.61
MB03-MBIA Road & Bridge	AR-0016	State Pool	11/01/08	Open	Fair Value	1.2970	Manual	1.000000	51,039.13	51,039.13	0.00	-54.41	1.000000	51,093.54	Manual	51,093.54	0.00	54.41	54.41
MB04-MBIA Drainage	AR-0017	State Pool	11/01/08	Open	Fair Value	1.2977	Manual	1.000000	732,200.83	732,200.83	0.00	-780.99	1.000000	732,981.82	Manual	732,981.82	0.00	780.99	780.99
MB06-MBIA Toll Rd. Operations	AR-0019	State Pool	11/01/08	Open	Fair Value	1.2977	Manual	1.000000	8,392,809.55	8,392,809.55	0.00	-8,951.97	1.000000	8,401,761.52	Manual	8,401,761.52	0.00	8,951.97	8,951.97
TT00-TX TERM General	AR-0022	State Pool	11/01/08	Open	Fair Value	1.0960	Manual	1.000000	1,021.28	1,021.28	0.00	-0.92	1.000000	1,022.20	Manual	1,022.20	0.00	0.92	0.92
TT02-TX TERM Toll Rd. Operation	AR-0024	State Pool	11/01/08	Open	Fair Value	1.0972	Manual	1.000000	1,020.12	1,020.12	0.00	-0.92	1.000000	1,021.04	Manual	1,021.04	0.00	0.92	0.92
TT04-TX TERM Road & Bridge	AR-0026	State Pool	11/01/08	Open	Fair Value	1.0873	Manual	1.000000	1,018.26	1,018.26	0.00	-0.91	1.000000	1,019.17	Manual	1,019.17	0.00	0.91	0.91
TT05-TX TERM Drainage	AR-0027	State Pool	11/01/08	Open	Fair Value	1.0805	Manual	1.000000	337.81	337.81	0.00	-0.30	1.000000	338.11	Manual	338.11	0.00	0.30	0.30
LOG1-Logic- General	AR-0028	State Pool	11/10/08	Open	Fair Value	1.2910	Manual	1.000000	20,368,117.39	20,368,117.39	0.00	14,985,815.17	1.000000	5,382,302.22	Manual	5,382,302.22	0.00	14,184.83	14,184.83
LOG2-Logic-Toll Rd.Operations	AR-0029	State Pool	11/10/08	Open	Fair Value	1.3558	Manual	1.000000	1,031.96	1,031.96	0.00	-1.15	1.000000	1,033.11	Manual	1,033.11	0.00	1.15	1.15
LOG5-Logic-Drainage	AR-0032	State Pool	11/10/08	Open	Fair Value	1.3643	Manual	1.000000	1,025.49	1,025.49	0.00	-1.15	1.000000	1,026.64	Manual	1,026.64	0.00	1.15	1.15
LOG8-Logic-Road & Bridge	AR-0035	State Pool	11/10/08	Open	Fair Value	1.3638	Manual	1.000000	1,025.91	1,025.91	0.00	-1.15	1.000000	1,027.06	Manual	1,027.06	0.00	1.15	1.15
MB12-MBIA ESD 100 AGREEMENT	AR-0041	State Pool	08/31/16	Open	Fair Value	1.2977	Manual	1.000000	934,342.99	934,342.99	0.00	-996.58	1.000000	935,339.57	Manual	935,339.57	0.00	996.58	996.58
MB13-MBIA ASSISTANCE DIST #1	AR-0042	State Pool	08/31/16	Open	Fair Value	1.2977	Manual	1.000000	86,348.60	86,348.60	0.00	-92.10	1.000000	86,440.70	Manual	86,440.70	0.00	92.10	92.10
MB14-MBIA GR PARKWAY OPERATIONS	AR-0043	State Pool	08/31/16	Open	Fair Value	1.2977	Manual	1.000000	4,579,015.76	4,579,015.76	0.00	-4,884.08	1.000000	4,583,899.84	Manual	4,583,899.84	0.00	4,884.08	4,884.08
MB15-FACILITIES BONDS 2016	AR-0044	State Pool	08/31/16	Open	Fair Value	1.2978	Manual	1.000000	224,799.66	224,799.66	0.00	-239.79	1.000000	225,039.45	Manual	225,039.45	0.00	239.79	239.79
MB16-MOBILITY BONDS 2016	AR-0045	State Pool	08/31/16	Open	Fair Value	1.2976	Manual	1.000000	187,353.65	187,353.65	0.00	-199.83	1.000000	187,553.48	Manual	187,553.48	0.00	199.83	199.83
MB17 - SR LIEN BOND 2016	AR-0046	State Pool	12/09/16	Open	Fair Value	1.2971	Manual	1.000000	150,698.23	150,698.23	0.00	150,698.23	0.000000	0.00	Manual	0.00	0.00	42.81	42.81
Investment Total						1.2045		0.999515	332,060,483.97	331,899,323.97	0.00	28,998,261.74	0.999379	303,062,222.23		302,873,907.23	-27,155.00	348,918.95	321,763.95

Portfolio Position

Ft. Bend County

Effective Interest - Actual Life
Receipts in Period
11/01/17 - 11/30/17

CUSIP	Invest Number	Security Description	Purchase Date	Call Date	Par Value On 11/01/17	Par Value On 11/30/17	Market Val On 11/01/17	Market Val On 11/30/17	Purchase Cost	Sales Proceeds	Original Princ/Cost	Amor Value On 11/01/17	Amor Value On 11/30/17
130 - Assistance Dist #1													
State Pool													
MB13-MBIA ASSISTANCE DIST #1	AR-0042	State Pool	08/31/16	Open	<u>86,348.60</u>	<u>86,440.70</u>	<u>86,348.60</u>	<u>86,440.70</u>	<u>0.00</u>	<u>0.00</u>	<u>10,000,000.00</u>	<u>86,348.60</u>	<u>86,440.70</u>
State Pool Total					<u>86,348.60</u>	<u>86,440.70</u>	<u>86,348.60</u>	<u>86,440.70</u>	<u>0.00</u>	<u>0.00</u>	<u>10,000,000.00</u>	<u>86,348.60</u>	<u>86,440.70</u>
130 - Assistance Dist #1 Total					<u>86,348.60</u>	<u>86,440.70</u>	<u>86,348.60</u>	<u>86,440.70</u>	<u>0.00</u>	<u>0.00</u>	<u>10,000,000.00</u>	<u>86,348.60</u>	<u>86,440.70</u>
145 - ESD 100 Agreement													
State Pool													
MB12-MBIA ESD 100 AGREEMENT	AR-0041	State Pool	08/31/16	Open	<u>934,342.99</u>	<u>935,339.57</u>	<u>934,342.99</u>	<u>935,339.57</u>	<u>0.00</u>	<u>0.00</u>	<u>3,900,000.00</u>	<u>934,342.99</u>	<u>935,339.57</u>
State Pool Total					<u>934,342.99</u>	<u>935,339.57</u>	<u>934,342.99</u>	<u>935,339.57</u>	<u>0.00</u>	<u>0.00</u>	<u>3,900,000.00</u>	<u>934,342.99</u>	<u>935,339.57</u>
145 - ESD 100 Agreement Total					<u>934,342.99</u>	<u>935,339.57</u>	<u>934,342.99</u>	<u>935,339.57</u>	<u>0.00</u>	<u>0.00</u>	<u>3,900,000.00</u>	<u>934,342.99</u>	<u>935,339.57</u>
810 - FBC Toll Road Operations													
State Pool													
TT02-TX TERM Toll Rd. Operation	AR-0024	State Pool	11/01/08	Open	<u>0.00</u>	<u>0.00</u>	<u>0.00</u>	<u>0.00</u>	<u>0.00</u>	<u>0.00</u>	<u>0.00</u>	<u>0.00</u>	<u>0.00</u>
State Pool Total					<u>0.00</u>	<u>0.00</u>	<u>0.00</u>	<u>0.00</u>	<u>0.00</u>	<u>0.00</u>	<u>0.00</u>	<u>0.00</u>	<u>0.00</u>
810 - FBC Toll Road Operations Total					<u>0.00</u>	<u>0.00</u>	<u>0.00</u>	<u>0.00</u>	<u>0.00</u>	<u>0.00</u>	<u>0.00</u>	<u>0.00</u>	<u>0.00</u>
742 - Facilities Bond Projects 2016													
State Pool													
MB15-FACILITIES BONDS 2016	AR-0044	State Pool	08/31/16	Open	<u>224,799.66</u>	<u>225,039.45</u>	<u>224,799.66</u>	<u>225,039.45</u>	<u>0.00</u>	<u>0.00</u>	<u>30,000,000.00</u>	<u>224,799.66</u>	<u>225,039.45</u>
State Pool Total					<u>224,799.66</u>	<u>225,039.45</u>	<u>224,799.66</u>	<u>225,039.45</u>	<u>0.00</u>	<u>0.00</u>	<u>30,000,000.00</u>	<u>224,799.66</u>	<u>225,039.45</u>
742 - Facilities Bond Projects 2016 Total					<u>224,799.66</u>	<u>225,039.45</u>	<u>224,799.66</u>	<u>225,039.45</u>	<u>0.00</u>	<u>0.00</u>	<u>30,000,000.00</u>	<u>224,799.66</u>	<u>225,039.45</u>
815 - Grand Parkway Operations													
State Pool													
MB14-MBIA GR PARKWAY OPERATIONS	AR-0043	State Pool	08/31/16	Open	<u>4,579,015.76</u>	<u>4,583,899.84</u>	<u>4,579,015.76</u>	<u>4,583,899.84</u>	<u>0.00</u>	<u>0.00</u>	<u>8,500,000.00</u>	<u>4,579,015.76</u>	<u>4,583,899.84</u>
State Pool Total					<u>4,579,015.76</u>	<u>4,583,899.84</u>	<u>4,579,015.76</u>	<u>4,583,899.84</u>	<u>0.00</u>	<u>0.00</u>	<u>8,500,000.00</u>	<u>4,579,015.76</u>	<u>4,583,899.84</u>
815 - Grand Parkway Operations Total					<u>4,579,015.76</u>	<u>4,583,899.84</u>	<u>4,579,015.76</u>	<u>4,583,899.84</u>	<u>0.00</u>	<u>0.00</u>	<u>8,500,000.00</u>	<u>4,579,015.76</u>	<u>4,583,899.84</u>
LOG5 - LOGIC DRAINAGE													
State Pool													
LOG5-Logic-Drainage	AR-0032	State Pool	11/10/08	Open	<u>1,025.49</u>	<u>1,026.64</u>	<u>1,025.49</u>	<u>1,026.64</u>	<u>0.00</u>	<u>0.00</u>	<u>500,000.00</u>	<u>1,025.49</u>	<u>1,026.64</u>
State Pool Total					<u>1,025.49</u>	<u>1,026.64</u>	<u>1,025.49</u>	<u>1,026.64</u>	<u>0.00</u>	<u>0.00</u>	<u>500,000.00</u>	<u>1,025.49</u>	<u>1,026.64</u>
LOG5 - LOGIC DRAINAGE Total					<u>1,025.49</u>	<u>1,026.64</u>	<u>1,025.49</u>	<u>1,026.64</u>	<u>0.00</u>	<u>0.00</u>	<u>500,000.00</u>	<u>1,025.49</u>	<u>1,026.64</u>
LOG1 - LOGIC GENERAL													
State Pool													
LOG1-Logic-General	AR-0028	State Pool	11/10/08	Open	<u>20,368,117.39</u>	<u>5,382,302.22</u>	<u>20,368,117.39</u>	<u>5,382,302.22</u>	<u>0.00</u>	<u>0.00</u>	<u>10,000,000.00</u>	<u>20,368,117.39</u>	<u>5,382,302.22</u>
State Pool Total					<u>20,368,117.39</u>	<u>5,382,302.22</u>	<u>20,368,117.39</u>	<u>5,382,302.22</u>	<u>0.00</u>	<u>0.00</u>	<u>10,000,000.00</u>	<u>20,368,117.39</u>	<u>5,382,302.22</u>
LOG1 - LOGIC GENERAL Total					<u>20,368,117.39</u>	<u>5,382,302.22</u>	<u>20,368,117.39</u>	<u>5,382,302.22</u>	<u>0.00</u>	<u>0.00</u>	<u>10,000,000.00</u>	<u>20,368,117.39</u>	<u>5,382,302.22</u>
LOG8 - LOGIC ROAD & BRIDGE													
State Pool													
LOG8-Logic-Road & Bridge	AR-0035	State Pool	11/10/08	Open	<u>1,025.91</u>	<u>1,027.06</u>	<u>1,025.91</u>	<u>1,027.06</u>	<u>0.00</u>	<u>0.00</u>	<u>1,000,000.00</u>	<u>1,025.91</u>	<u>1,027.06</u>
State Pool Total					<u>1,025.91</u>	<u>1,027.06</u>	<u>1,025.91</u>	<u>1,027.06</u>	<u>0.00</u>	<u>0.00</u>	<u>1,000,000.00</u>	<u>1,025.91</u>	<u>1,027.06</u>
LOG8 - LOGIC ROAD & BRIDGE Total					<u>1,025.91</u>	<u>1,027.06</u>	<u>1,025.91</u>	<u>1,027.06</u>	<u>0.00</u>	<u>0.00</u>	<u>1,000,000.00</u>	<u>1,025.91</u>	<u>1,027.06</u>
LOG2 - LOGIC TOLL OPERATIONS													
State Pool													
LOG2-Logic-Toll Rd.Operations	AR-0029	State Pool	11/10/08	Open	<u>1,031.96</u>	<u>1,033.11</u>	<u>1,031.96</u>	<u>1,033.11</u>	<u>0.00</u>	<u>0.00</u>	<u>2,000,000.00</u>	<u>1,031.96</u>	<u>1,033.11</u>
State Pool Total					<u>1,031.96</u>	<u>1,033.11</u>	<u>1,031.96</u>	<u>1,033.11</u>	<u>0.00</u>	<u>0.00</u>	<u>2,000,000.00</u>	<u>1,031.96</u>	<u>1,033.11</u>
LOG2 - LOGIC TOLL OPERATIONS Total					<u>1,031.96</u>	<u>1,033.11</u>	<u>1,031.96</u>	<u>1,033.11</u>	<u>0.00</u>	<u>0.00</u>	<u>2,000,000.00</u>	<u>1,031.96</u>	<u>1,033.11</u>
MB04 - MBIA DRAINAGE													
State Pool													
MB04-MBIA Drainage	AR-0017	State Pool	11/01/08	Open	<u>732,200.83</u>	<u>732,981.82</u>	<u>732,200.83</u>	<u>732,981.82</u>	<u>0.00</u>	<u>0.00</u>	<u>1,267,218.21</u>	<u>732,200.83</u>	<u>732,981.82</u>
State Pool Total					<u>732,200.83</u>	<u>732,981.82</u>	<u>732,200.83</u>	<u>732,981.82</u>	<u>0.00</u>	<u>0.00</u>	<u>1,267,218.21</u>	<u>732,200.83</u>	<u>732,981.82</u>

Portfolio Position

Ft. Bend County

Effective Interest - Actual Life
Receipts in Period
11/01/17 - 11/30/17

5

CUSIP	Invest Number	Security Description	Purchase Date	Call Date	Par Value On 11/01/17	Par Value On 11/30/17	Market Val On 11/01/17	Market Val On 11/30/17	Purchase Cost	Sales Proceeds	Original Princ/Cost	Amor Value On 11/01/17	Amor Value On 11/30/17
MB04 - MBIA DRAINAGE Total					<u>732,200.83</u>	<u>732,981.82</u>	<u>732,200.83</u>	<u>732,981.82</u>	<u>0.00</u>	<u>0.00</u>	<u>1,267,218.21</u>	<u>732,200.83</u>	<u>732,981.82</u>
MB02 - MBIA GENERAL													
State Pool													
MB02-MBIA General	AR-0015	State Pool	11/01/08	Open	7,543,084.89	7,551,130.50	7,543,084.89	7,551,130.50	0.00	0.00	17,374,917.83	7,543,084.89	7,551,130.50
State Pool Total					<u>7,543,084.89</u>	<u>7,551,130.50</u>	<u>7,543,084.89</u>	<u>7,551,130.50</u>	<u>0.00</u>	<u>0.00</u>	<u>17,374,917.83</u>	<u>7,543,084.89</u>	<u>7,551,130.50</u>
MB02 - MBIA GENERAL Total					<u>7,543,084.89</u>	<u>7,551,130.50</u>	<u>7,543,084.89</u>	<u>7,551,130.50</u>	<u>0.00</u>	<u>0.00</u>	<u>17,374,917.83</u>	<u>7,543,084.89</u>	<u>7,551,130.50</u>
MB03 - MBIA ROAD & BRIDGE													
State Pool													
MB03-MBIA Road & Bridge	AR-0016	State Pool	11/01/08	Open	51,039.13	51,093.54	51,039.13	51,093.54	0.00	0.00	2,856,438.24	51,039.13	51,093.54
State Pool Total					<u>51,039.13</u>	<u>51,093.54</u>	<u>51,039.13</u>	<u>51,093.54</u>	<u>0.00</u>	<u>0.00</u>	<u>2,856,438.24</u>	<u>51,039.13</u>	<u>51,093.54</u>
MB03 - MBIA ROAD & BRIDGE Total					<u>51,039.13</u>	<u>51,093.54</u>	<u>51,039.13</u>	<u>51,093.54</u>	<u>0.00</u>	<u>0.00</u>	<u>2,856,438.24</u>	<u>51,039.13</u>	<u>51,093.54</u>
MB06 - MBIA TOLL RD OPERATIONS													
State Pool													
MB06-MBIA Toll Rd. Operations	AR-0019	State Pool	11/01/08	Open	8,392,809.55	8,401,761.52	8,392,809.55	8,401,761.52	0.00	0.00	3,143,377.27	8,392,809.55	8,401,761.52
State Pool Total					<u>8,392,809.55</u>	<u>8,401,761.52</u>	<u>8,392,809.55</u>	<u>8,401,761.52</u>	<u>0.00</u>	<u>0.00</u>	<u>3,143,377.27</u>	<u>8,392,809.55</u>	<u>8,401,761.52</u>
MB06 - MBIA TOLL RD OPERATIONS Total					<u>8,392,809.55</u>	<u>8,401,761.52</u>	<u>8,392,809.55</u>	<u>8,401,761.52</u>	<u>0.00</u>	<u>0.00</u>	<u>3,143,377.27</u>	<u>8,392,809.55</u>	<u>8,401,761.52</u>
744 - Mobility Project Bonds 2016													
State Pool													
MB16-MOBILITY BONDS 2016	AR-0045	State Pool	08/31/16	Open	187,353.65	187,553.48	187,353.65	187,553.48	0.00	0.00	30,000,000.00	187,353.65	187,553.48
State Pool Total					<u>187,353.65</u>	<u>187,553.48</u>	<u>187,353.65</u>	<u>187,553.48</u>	<u>0.00</u>	<u>0.00</u>	<u>30,000,000.00</u>	<u>187,353.65</u>	<u>187,553.48</u>
744 - Mobility Project Bonds 2016 Total					<u>187,353.65</u>	<u>187,553.48</u>	<u>187,353.65</u>	<u>187,553.48</u>	<u>0.00</u>	<u>0.00</u>	<u>30,000,000.00</u>	<u>187,353.65</u>	<u>187,553.48</u>
PROS - Prosperity Money Mkt. Accts.													
Money Market													
Prosperity-Money Market Accts.	AR-0009	Money Market	11/30/03	Open	249,804,192.46	235,918,192.26	249,804,192.46	235,918,192.26	0.00	0.00	12,505,577.66	249,804,192.46	235,918,192.26
Money Market Total					<u>249,804,192.46</u>	<u>235,918,192.26</u>	<u>249,804,192.46</u>	<u>235,918,192.26</u>	<u>0.00</u>	<u>0.00</u>	<u>12,505,577.66</u>	<u>249,804,192.46</u>	<u>235,918,192.26</u>
PROS - Prosperity Money Mkt. Accts. Total					<u>249,804,192.46</u>	<u>235,918,192.26</u>	<u>249,804,192.46</u>	<u>235,918,192.26</u>	<u>0.00</u>	<u>0.00</u>	<u>12,505,577.66</u>	<u>249,804,192.46</u>	<u>235,918,192.26</u>
802 - Sr Lien 2016													
State Pool													
MB17 - SR LIEN BOND 2016	AR-0046	State Pool	12/09/16	Open	150,698.23	0.00	150,698.23	0.00	0.00	0.00	35,000,000.00	150,698.23	0.00
State Pool Total					<u>150,698.23</u>	<u>0.00</u>	<u>150,698.23</u>	<u>0.00</u>	<u>0.00</u>	<u>0.00</u>	<u>35,000,000.00</u>	<u>150,698.23</u>	<u>0.00</u>
802 - Sr Lien 2016 Total					<u>150,698.23</u>	<u>0.00</u>	<u>150,698.23</u>	<u>0.00</u>	<u>0.00</u>	<u>0.00</u>	<u>35,000,000.00</u>	<u>150,698.23</u>	<u>0.00</u>
TT05 - TEXAS TERM DRAINAGE													
State Pool													
TT05-TX TERM Drainage	AR-0027	State Pool	11/01/08	Open	337.81	338.11	337.81	338.11	0.00	0.00	109,774.61	337.81	338.11
State Pool Total					<u>337.81</u>	<u>338.11</u>	<u>337.81</u>	<u>338.11</u>	<u>0.00</u>	<u>0.00</u>	<u>109,774.61</u>	<u>337.81</u>	<u>338.11</u>
TT05 - TEXAS TERM DRAINAGE Total					<u>337.81</u>	<u>338.11</u>	<u>337.81</u>	<u>338.11</u>	<u>0.00</u>	<u>0.00</u>	<u>109,774.61</u>	<u>337.81</u>	<u>338.11</u>
TT00 - TEXAS TERM GENERAL													
State Pool													
TT00-TX TERM General	AR-0022	State Pool	11/01/08	Open	1,021.28	1,022.20	1,021.28	1,022.20	0.00	0.00	10,006,437.87	1,021.28	1,022.20
State Pool Total					<u>1,021.28</u>	<u>1,022.20</u>	<u>1,021.28</u>	<u>1,022.20</u>	<u>0.00</u>	<u>0.00</u>	<u>10,006,437.87</u>	<u>1,021.28</u>	<u>1,022.20</u>
TT00 - TEXAS TERM GENERAL Total					<u>1,021.28</u>	<u>1,022.20</u>	<u>1,021.28</u>	<u>1,022.20</u>	<u>0.00</u>	<u>0.00</u>	<u>10,006,437.87</u>	<u>1,021.28</u>	<u>1,022.20</u>
TT04 - TEXAS TERM ROAD & BRIDGE													
State Pool													
TT04-TX TERM Road & Bridge	AR-0026	State Pool	11/01/08	Open	1,018.26	1,019.17	1,018.26	1,019.17	0.00	0.00	10,463.28	1,018.26	1,019.17
State Pool Total					<u>1,018.26</u>	<u>1,019.17</u>	<u>1,018.26</u>	<u>1,019.17</u>	<u>0.00</u>	<u>0.00</u>	<u>10,463.28</u>	<u>1,018.26</u>	<u>1,019.17</u>
TT04 - TEXAS TERM ROAD & BRIDGE Total					<u>1,018.26</u>	<u>1,019.17</u>	<u>1,018.26</u>	<u>1,019.17</u>	<u>0.00</u>	<u>0.00</u>	<u>10,463.28</u>	<u>1,018.26</u>	<u>1,019.17</u>
TT02 - TEXAS TERM TOLL OPERATIONS													
State Pool													
TT02-TX TERM Toll Rd. Operation	AR-0024	State Pool	11/01/08	Open	1,020.12	1,021.04	1,020.12	1,021.04	0.00	0.00	0.00	1,020.12	1,021.04

Portfolio Position

Ft. Bend County

Effective Interest - Actual Life
Receipts in Period
11/01/17 - 11/30/17

CUSIP	Invest Number	Security Description	Purchase Date	Call Date	Par Value On 11/01/17	Par Value On 11/30/17	Market Val On 11/01/17	Market Val On 11/30/17	Purchase Cost	Sales Proceeds	Original Princ/Cost	Amor Value On 11/01/17	Amor Value On 11/30/17
State Pool Total					<u>1,020.12</u>	<u>1,021.04</u>	<u>1,020.12</u>	<u>1,021.04</u>	<u>0.00</u>	<u>0.00</u>	<u>0.00</u>	<u>1,020.12</u>	<u>1,021.04</u>
TT02 - TEXAS TERM TOLL OPERATIONS Total					<u>1,020.12</u>	<u>1,021.04</u>	<u>1,020.12</u>	<u>1,021.04</u>	<u>0.00</u>	<u>0.00</u>	<u>0.00</u>	<u>1,020.12</u>	<u>1,021.04</u>
09 - Temporary Holding													
FFCB													
3133EGJX4	16-0004	FFCB 1.08 07/05/19	07/05/16	Open	<u>8,500,000.00</u>	<u>8,500,000.00</u>	<u>8,419,675.00</u>	<u>8,393,325.00</u>	<u>0.00</u>	<u>0.00</u>	<u>8,500,000.00</u>	<u>8,500,000.00</u>	<u>8,500,000.00</u>
FFCB Total					<u>8,500,000.00</u>	<u>8,500,000.00</u>	<u>8,419,675.00</u>	<u>8,393,325.00</u>	<u>0.00</u>	<u>0.00</u>	<u>8,500,000.00</u>	<u>8,500,000.00</u>	<u>8,500,000.00</u>
FHLMC													
3134G9G76	16-0003	FHLMC 0.80 06/29/18	06/30/16	Open	14,500,000.00	14,500,000.00	14,442,145.00	14,436,200.00	0.00	0.00	14,500,000.00	14,500,000.00	14,500,000.00
3134G9H42	16-0002	FHLMC 0.70 12/29/17	06/30/16	Open	10,000,000.00	10,000,000.00	9,991,000.00	9,996,200.00	0.00	0.00	10,000,000.00	10,000,000.00	10,000,000.00
3137EAEA3	16-0001	FHLMC 0.75 04/09/18	06/29/16	Open	<u>6,000,000.00</u>	<u>6,000,000.00</u>	<u>5,986,020.00</u>	<u>5,985,960.00</u>	<u>0.00</u>	<u>0.00</u>	<u>6,007,505.28</u>	<u>6,001,863.35</u>	<u>6,001,509.55</u>
FHLMC Total					<u>30,500,000.00</u>	<u>30,500,000.00</u>	<u>30,419,165.00</u>	<u>30,418,360.00</u>	<u>0.00</u>	<u>0.00</u>	<u>30,507,505.28</u>	<u>30,501,863.35</u>	<u>30,501,509.55</u>
Money Market													
Prosperity-Money Market Accts.	AR-0009	Money Market	11/30/03	Open	<u>0.00</u>	<u>0.00</u>	<u>0.00</u>	<u>0.00</u>	<u>0.00</u>	<u>0.00</u>	<u>0.00</u>	<u>0.00</u>	<u>0.00</u>
Money Market Total					<u>0.00</u>	<u>0.00</u>	<u>0.00</u>	<u>0.00</u>	<u>0.00</u>	<u>0.00</u>	<u>0.00</u>	<u>0.00</u>	<u>0.00</u>
09 - Temporary Holding Total					<u>39,000,000.00</u>	<u>39,000,000.00</u>	<u>38,838,840.00</u>	<u>38,811,685.00</u>	<u>0.00</u>	<u>0.00</u>	<u>39,007,505.28</u>	<u>39,001,863.35</u>	<u>39,001,509.55</u>
Combined Port													
FFCB													
3133EGJX4	16-0004	FFCB 1.08 07/05/19	07/05/16	Open	<u>8,500,000.00</u>	<u>8,500,000.00</u>	<u>8,419,675.00</u>	<u>8,393,325.00</u>	<u>0.00</u>	<u>0.00</u>	<u>8,500,000.00</u>	<u>8,500,000.00</u>	<u>8,500,000.00</u>
FFCB Total					<u>8,500,000.00</u>	<u>8,500,000.00</u>	<u>8,419,675.00</u>	<u>8,393,325.00</u>	<u>0.00</u>	<u>0.00</u>	<u>8,500,000.00</u>	<u>8,500,000.00</u>	<u>8,500,000.00</u>
FHLMC													
3134G9G76	16-0003	FHLMC 0.80 06/29/18	06/30/16	Open	14,500,000.00	14,500,000.00	14,442,145.00	14,436,200.00	0.00	0.00	14,500,000.00	14,500,000.00	14,500,000.00
3134G9H42	16-0002	FHLMC 0.70 12/29/17	06/30/16	Open	10,000,000.00	10,000,000.00	9,991,000.00	9,996,200.00	0.00	0.00	10,000,000.00	10,000,000.00	10,000,000.00
3137EAEA3	16-0001	FHLMC 0.75 04/09/18	06/29/16	Open	<u>6,000,000.00</u>	<u>6,000,000.00</u>	<u>5,986,020.00</u>	<u>5,985,960.00</u>	<u>0.00</u>	<u>0.00</u>	<u>6,007,505.28</u>	<u>6,001,863.35</u>	<u>6,001,509.55</u>
FHLMC Total					<u>30,500,000.00</u>	<u>30,500,000.00</u>	<u>30,419,165.00</u>	<u>30,418,360.00</u>	<u>0.00</u>	<u>0.00</u>	<u>30,507,505.28</u>	<u>30,501,863.35</u>	<u>30,501,509.55</u>
Money Market													
Prosperity-Money Market Accts.	AR-0009	Money Market	11/30/03	Open	<u>249,804,192.46</u>	<u>235,918,192.26</u>	<u>249,804,192.46</u>	<u>235,918,192.26</u>	<u>0.00</u>	<u>0.00</u>	<u>12,505,577.66</u>	<u>249,804,192.46</u>	<u>235,918,192.26</u>
Money Market Total					<u>249,804,192.46</u>	<u>235,918,192.26</u>	<u>249,804,192.46</u>	<u>235,918,192.26</u>	<u>0.00</u>	<u>0.00</u>	<u>12,505,577.66</u>	<u>249,804,192.46</u>	<u>235,918,192.26</u>
State Pool													
LOG1-Logic- General	AR-0028	State Pool	11/10/08	Open	20,368,117.39	5,382,302.22	20,368,117.39	5,382,302.22	0.00	0.00	10,000,000.00	20,368,117.39	5,382,302.22
LOG2-Logic-Toll Rd.Operations	AR-0029	State Pool	11/10/08	Open	1,031.96	1,033.11	1,031.96	1,033.11	0.00	0.00	2,000,000.00	1,031.96	1,033.11
LOG5-Logic-Drainage	AR-0032	State Pool	11/10/08	Open	1,025.49	1,026.64	1,025.49	1,026.64	0.00	0.00	500,000.00	1,025.49	1,026.64
LOG8-Logic-Road & Bridge	AR-0035	State Pool	11/10/08	Open	1,025.91	1,027.06	1,025.91	1,027.06	0.00	0.00	1,000,000.00	1,025.91	1,027.06
MB02-MBIA General	AR-0015	State Pool	11/01/08	Open	7,543,084.89	7,551,130.50	7,543,084.89	7,551,130.50	0.00	0.00	17,374,917.83	7,543,084.89	7,551,130.50
MB03-MBIA Road & Bridge	AR-0016	State Pool	11/01/08	Open	51,039.13	51,093.54	51,039.13	51,093.54	0.00	0.00	2,856,438.24	51,039.13	51,093.54
MB04-MBIA Drainage	AR-0017	State Pool	11/01/08	Open	732,200.83	732,981.82	732,200.83	732,981.82	0.00	0.00	1,267,218.21	732,200.83	732,981.82
MB06-MBIA Toll Rd. Operations	AR-0019	State Pool	11/01/08	Open	8,392,809.55	8,401,761.52	8,392,809.55	8,401,761.52	0.00	0.00	3,143,377.27	8,392,809.55	8,401,761.52
MB12-MBIA ESD 100 AGREEMENT	AR-0041	State Pool	08/31/16	Open	934,342.99	935,339.57	934,342.99	935,339.57	0.00	0.00	3,900,000.00	934,342.99	935,339.57
MB13-MBIA ASSISTANCE DIST #1	AR-0042	State Pool	08/31/16	Open	86,348.60	86,440.70	86,348.60	86,440.70	0.00	0.00	10,000,000.00	86,348.60	86,440.70
MB14-MBIA GR PARKWAY OPERATIONS	AR-0043	State Pool	08/31/16	Open	4,579,015.76	4,583,899.84	4,579,015.76	4,583,899.84	0.00	0.00	8,500,000.00	4,579,015.76	4,583,899.84
MB15-FACILITIES BONDS 2016	AR-0044	State Pool	08/31/16	Open	224,799.66	225,039.45	224,799.66	225,039.45	0.00	0.00	30,000,000.00	224,799.66	225,039.45
MB16-MOBILITY BONDS 2016	AR-0045	State Pool	08/31/16	Open	187,353.65	187,553.48	187,353.65	187,553.48	0.00	0.00	30,000,000.00	187,353.65	187,553.48
MB17 - SR LIEN BOND 2016	AR-0046	State Pool	12/09/16	Open	150,698.23	0.00	150,698.23	0.00	0.00	0.00	35,000,000.00	150,698.23	0.00
TT00-TX TERM General	AR-0022	State Pool	11/01/08	Open	1,021.28	1,022.20	1,021.28	1,022.20	0.00	0.00	10,006,437.87	1,021.28	1,022.20
TT02-TX TERM Toll Rd. Operation	AR-0024	State Pool	11/01/08	Open	1,020.12	1,021.04	1,020.12	1,021.04	0.00	0.00	0.00	1,020.12	1,021.04
TT04-TX TERM Road & Bridge	AR-0026	State Pool	11/01/08	Open	1,018.26	1,019.17	1,018.26	1,019.17	0.00	0.00	10,463.28	1,018.26	1,019.17
TT05-TX TERM Drainage	AR-0027	State Pool	11/01/08	Open	<u>337.81</u>	<u>338.11</u>	<u>337.81</u>	<u>338.11</u>	<u>0.00</u>	<u>0.00</u>	<u>109,774.61</u>	<u>337.81</u>	<u>338.11</u>
State Pool Total					<u>43,256,291.51</u>	<u>28,144,029.97</u>	<u>43,256,291.51</u>	<u>28,144,029.97</u>	<u>0.00</u>	<u>0.00</u>	<u>165,668,627.31</u>	<u>43,256,291.51</u>	<u>28,144,029.97</u>
Combined Port Total					<u>332,060,483.97</u>	<u>303,062,222.23</u>	<u>331,899,323.97</u>	<u>302,873,907.23</u>	<u>0.00</u>	<u>0.00</u>	<u>217,181,710.25</u>	<u>332,062,347.32</u>	<u>303,063,731.78</u>

Earnings and Yields Summary

Ft. Bend County

Effective Interest - Actual Life

Receipts in Period

11/01/17 - 11/30/17

7

Security Description	11/01/17 11/07/17	11/08/17 11/14/17	11/15/17 11/21/17	11/22/17 11/28/17	11/29/17 11/30/17	11/01/17 11/30/17
Combined Port						
FFCB	1,785.00	1,785.00	1,785.00	1,785.00	510.00	7,650.00
FHLMC	4,409.12	4,409.11	4,409.11	4,409.11	1,259.75	18,896.20
Money Market	66,158.60	66,158.59	66,158.59	66,158.59	18,905.08	283,539.45
State Pool	10,733.98	10,701.83	8,044.02	6,983.04	2,016.63	38,479.50
Port Total	<u>83,086.70</u>	<u>83,054.53</u>	<u>80,396.72</u>	<u>79,335.74</u>	<u>22,691.46</u>	<u>348,565.15</u>
Combined Port						
FFCB	1.0800	1.0800	1.0800	1.0800	1.0800	1.0800
FHLMC	0.7434	0.7434	0.7434	0.7434	0.7434	0.7434
Money Market	1.3810	1.3810	1.3810	1.3810	1.4215	1.3836
State Pool	1.2939	1.2939	1.2949	1.2955	1.3086	1.2952
Port Total	<u>1.3026</u>	<u>1.3026</u>	<u>1.3030</u>	<u>1.3031</u>	<u>1.3342</u>	<u>1.3048</u>

Maturity Aging
Ft. Bend County
 Effective Interest - Actual Life
 Receipts in Period
 11/30/17

CUSIP	Invest Number	Security Description	Purchase Date	Days to Maturity	Yield Matur
Cash / Money Market					
LOG1-Logic- General	AR-0028	State Pool	11/10/08	0	1.2913
LOG2-Logic-Toll Rd.Operations	AR-0029	State Pool	11/10/08	0	1.2913
LOG5-Logic-Drainage	AR-0032	State Pool	11/10/08	0	1.2913
LOG8-Logic-Road & Bridge	AR-0035	State Pool	11/10/08	0	1.2913
MB02-MBIA General	AR-0015	State Pool	11/01/08	0	1.3000
MB03-MBIA Road & Bridge	AR-0016	State Pool	11/01/08	0	1.3000
MB04-MBIA Drainage	AR-0017	State Pool	11/01/08	0	1.3000
MB06-MBIA Toll Rd. Operations	AR-0019	State Pool	11/01/08	0	1.3000
MB12-MBIA ESD 100 AGREEMENT	AR-0041	State Pool	08/31/16	0	1.3000
MB13-MBIA ASSISTANCE DIST #1	AR-0042	State Pool	08/31/16	0	1.3000
MB14-MBIA GR PARKWAY OPERATIONS	AR-0043	State Pool	08/31/16	0	1.3000
MB15-FACILITIES BONDS 2016	AR-0044	State Pool	08/31/16	0	1.3000
MB16-MOBILITY BONDS 2016	AR-0045	State Pool	08/31/16	0	1.3000
MB17 - SR LIEN BOND 2016	AR-0046	State Pool	12/09/16	0	1.2700
Prosperity-Money Market Accts.	AR-0009	Money Market	11/30/03	0	1.4390
TT00-TX TERM General	AR-0022	State Pool	11/01/08	0	1.0900
TT02-TX TERM Toll Rd. Operation	AR-0024	State Pool	11/01/08	0	1.0900
TT04-TX TERM Road & Bridge	AR-0026	State Pool	11/01/08	0	1.0900
TT05-TX TERM Drainage	AR-0027	State Pool	11/01/08	0	1.0900
Cash / Money Market Total				<u>0</u>	<u>1.4240</u>
1 - 30 Days					
3134G9H42	16-0002	FHLMC 0.70 12/29/17	06/30/16	<u>29</u>	<u>0.7000</u>
1 - 30 Days Total				<u>29</u>	<u>0.7000</u>
91 - 180 Days					
3137EAEA3	16-0001	FHLMC 0.75 04/09/18	06/29/16	<u>129</u>	<u>0.6790</u>
91 - 180 Days Total				<u>129</u>	<u>0.6790</u>
181 - 364 Days					
3134G9G76	16-0003	FHLMC 0.80 06/29/18	06/30/16	<u>209</u>	<u>0.8000</u>
181 - 364 Days Total				<u>209</u>	<u>0.8000</u>
1 - 4 Years					
3133EGJX4	16-0004	FFCB 1.08 07/05/19	07/05/16	<u>582</u>	<u>1.0800</u>
1 - 4 Years Total				<u>582</u>	<u>1.0800</u>
Investment Total				<u>30</u>	<u>1.3448</u>

Activity Statement
Ft. Bend County
Effective Interest - Actual Life
Receipts in Period
11/01/17 - 11/30/17

Purchase Date	Sale Date	CUSIP	Invest Number	Security Description	Amor Value On 11/01/17	Changes In Principal	Purchase Cost	Sales Proceeds	Purchased Interest	Int/Div Rec In the Perd	Amor Value On 11/30/17
FFCB											
07/05/16	Open	3133EGJX4	16-0004	FFCB 1.08 07/05/19	8,500,000.00	0.00	0.00	0.00	0.00	0.00	8,500,000.00
FFCB Total					8,500,000.00	0.00	0.00	0.00	0.00	0.00	8,500,000.00
FHLMC											
06/29/16	Open	3137EAEA3	16-0001	FHLMC 0.75 04/09/18	6,001,863.35	0.00	0.00	0.00	0.00	0.00	6,001,509.55
06/30/16	Open	3134G9H42	16-0002	FHLMC 0.70 12/29/17	10,000,000.00	0.00	0.00	0.00	0.00	0.00	10,000,000.00
06/30/16	Open	3134G9G76	16-0003	FHLMC 0.80 06/29/18	14,500,000.00	0.00	0.00	0.00	0.00	0.00	14,500,000.00
FHLMC Total					30,501,863.35	0.00	0.00	0.00	0.00	0.00	30,501,509.55
Money Market											
11/30/03	Open	Prosperity-Money Market Accts.	AR-0009	Money Market	249,804,192.46	-13,886,000.20	0.00	0.00	0.00	283,539.45	235,918,192.26
Money Market Total					249,804,192.46	-13,886,000.20	0.00	0.00	0.00	283,539.45	235,918,192.26
State Pool											
11/01/08	Open	MB02-MBIA General	AR-0015	State Pool	7,543,084.89	8,045.61	0.00	0.00	0.00	8,045.61	7,551,130.50
11/01/08	Open	MB03-MBIA Road & Bridge	AR-0016	State Pool	51,039.13	54.41	0.00	0.00	0.00	54.41	51,093.54
11/01/08	Open	MB04-MBIA Drainage	AR-0017	State Pool	732,200.83	780.99	0.00	0.00	0.00	780.99	732,981.82
11/01/08	Open	MB06-MBIA Toll Rd. Operations	AR-0019	State Pool	8,392,809.55	8,951.97	0.00	0.00	0.00	8,951.97	8,401,761.52
11/01/08	Open	TT00-TX TERM General	AR-0022	State Pool	1,021.28	0.92	0.00	0.00	0.00	0.92	1,022.20
11/01/08	Open	TT02-TX TERM Toll Rd. Operation	AR-0024	State Pool	1,020.12	0.92	0.00	0.00	0.00	0.92	1,021.04
11/01/08	Open	TT04-TX TERM Road & Bridge	AR-0026	State Pool	1,018.26	0.91	0.00	0.00	0.00	0.91	1,019.17
11/01/08	Open	TT05-TX TERM Drainage	AR-0027	State Pool	337.81	0.30	0.00	0.00	0.00	0.30	338.11
11/10/08	Open	LOG1-Logic- General	AR-0028	State Pool	20,368,117.39	-14,985,815.17	0.00	0.00	0.00	14,184.83	5,382,302.22
11/10/08	Open	LOG2-Logic-Toll Rd.Operations	AR-0029	State Pool	1,031.96	1.15	0.00	0.00	0.00	1.15	1,033.11
11/10/08	Open	LOG5-Logic-Drainage	AR-0032	State Pool	1,025.49	1.15	0.00	0.00	0.00	1.15	1,026.64
11/10/08	Open	LOG8-Logic-Road & Bridge	AR-0035	State Pool	1,025.91	1.15	0.00	0.00	0.00	1.15	1,027.06
08/31/16	Open	MB12-MBIA ESD 100 AGREEMENT	AR-0041	State Pool	934,342.99	996.58	0.00	0.00	0.00	996.58	935,339.57
08/31/16	Open	MB13-MBIA ASSISTANCE DIST #1	AR-0042	State Pool	86,348.60	92.10	0.00	0.00	0.00	92.10	86,440.70
08/31/16	Open	MB14-MBIA GR PARKWAY OPERATIONS	AR-0043	State Pool	4,579,015.76	4,884.08	0.00	0.00	0.00	4,884.08	4,583,899.84
08/31/16	Open	MB15-FACILITIES BONDS 2016	AR-0044	State Pool	224,799.66	239.79	0.00	0.00	0.00	239.79	225,039.45
08/31/16	Open	MB16-MOBILITY BONDS 2016	AR-0045	State Pool	187,353.65	199.83	0.00	0.00	0.00	199.83	187,553.48
12/09/16	Open	MB17 - SR LIEN BOND 2016	AR-0046	State Pool	150,698.23	-150,698.23	0.00	0.00	0.00	42.81	0.00
State Pool Total					43,256,291.51	-15,112,261.54	0.00	0.00	0.00	38,479.50	28,144,029.97
Investment Total					332,062,347.32	-28,998,261.74	0.00	0.00	0.00	322,018.95	303,063,731.78

Interest Accrual
Ft. Bend County
Effective Interest - Actual Life
Receipts in Period
11/01/17 - 11/30/17

CUSIP	Invest Number	Security Description	Purchase Date	Sale Date	Yield Earned	Ending Par Val/Shares	Ending Amor Val/Cost	Purchased Interest	Int/Div Rec In the Perd	Int/Div Accrued In the Perd	PTD Purch Received	Int/Div Rec Purch/Date	Int/Div Accrued Purch/Date
09 - Temporary Holding													
FFCB													
3133EGJX4	16-0004	FFCB 1.08 07/05/19	07/05/16	Open	<u>1.0800</u>	<u>8,500,000.00</u>	<u>8,500,000.00</u>	<u>0.00</u>	<u>0.00</u>	<u>7,650.00</u>	<u>0.00</u>	<u>0.00</u>	<u>131,070.00</u>
FFCB Total					1.0800	8,500,000.00	8,500,000.00	0.00	0.00	7,650.00	0.00	0.00	131,070.00
FHLMC													
3134G9H42	16-0002	FHLMC 0.70 12/29/17	06/30/16	Open	0.7000	10,000,000.00	10,000,000.00	0.00	0.00	5,833.33	0.00	0.00	99,361.11
3137EAEA3	16-0001	FHLMC 0.75 04/09/18	06/29/16	Open	0.6790	6,000,000.00	6,001,509.55	0.00	0.00	3,750.00	0.00	0.00	64,000.00
3134G9G76	16-0003	FHLMC 0.80 06/29/18	06/30/16	Open	<u>0.8000</u>	<u>14,500,000.00</u>	<u>14,500,000.00</u>	<u>0.00</u>	<u>0.00</u>	<u>9,666.67</u>	<u>0.00</u>	<u>0.00</u>	<u>164,655.56</u>
FHLMC Total					0.7434	30,500,000.00	30,501,509.55	0.00	0.00	19,250.00	0.00	0.00	328,016.67
Money Market													
Prosperity-Money Market Accts.	AR-0009	Money Market	11/30/03	Open	0.0000	0.00	0.00	0.00	0.00	0.00	0.00	0.00	0.00
Money Market Total					0.0000	0.00	0.00	0.00	0.00	0.00	0.00	0.00	0.00
09 - Temporary Holding Total					0.8168	39,000,000.00	39,001,509.55	0.00	0.00	26,900.00	0.00	0.00	459,086.67
130 - Assistance Dist #1													
State Pool													
MB13-MBIA ASSISTANCE DIST #1	AR-0042	State Pool	08/31/16	Open	1.2977	86,440.70	86,440.70	0.00	92.10	0.00	0.00	86,440.70	0.00
State Pool Total					1.2977	86,440.70	86,440.70	0.00	92.10	0.00	0.00	86,440.70	0.00
130 - Assistance Dist #1 Total					1.2977	86,440.70	86,440.70	0.00	92.10	0.00	0.00	86,440.70	0.00
145 - ESD 100 Agreement													
State Pool													
MB12-MBIA ESD 100 AGREEMENT	AR-0041	State Pool	08/31/16	Open	1.2977	935,339.57	935,339.57	0.00	996.58	0.00	0.00	35,339.57	0.00
State Pool Total					1.2977	935,339.57	935,339.57	0.00	996.58	0.00	0.00	35,339.57	0.00
145 - ESD 100 Agreement Total					1.2977	935,339.57	935,339.57	0.00	996.58	0.00	0.00	35,339.57	0.00
742 - Facilities Bond Projects 2016													
State Pool													
MB15-FACILITIES BONDS 2016	AR-0044	State Pool	08/31/16	Open	1.2978	225,039.45	225,039.45	0.00	239.79	0.00	0.00	225,020.12	0.00
State Pool Total					1.2978	225,039.45	225,039.45	0.00	239.79	0.00	0.00	225,020.12	0.00
742 - Facilities Bond Projects 2016 Total					1.2978	225,039.45	225,039.45	0.00	239.79	0.00	0.00	225,020.12	0.00
744 - Mobility Project Bonds 2016													
State Pool													
MB16-MOBILITY BONDS 2016	AR-0045	State Pool	08/31/16	Open	1.2976	187,553.48	187,553.48	0.00	199.83	0.00	0.00	187,553.48	0.00
State Pool Total					1.2976	187,553.48	187,553.48	0.00	199.83	0.00	0.00	187,553.48	0.00
744 - Mobility Project Bonds 2016 Total					1.2976	187,553.48	187,553.48	0.00	199.83	0.00	0.00	187,553.48	0.00
802 - Sr Lien 2016													
State Pool													
MB17 - SR LIEN BOND 2016	AR-0046	State Pool	12/09/16	Open	1.2971	0.00	0.00	0.00	42.81	0.00	0.00	150,741.04	0.00
State Pool Total					1.2971	0.00	0.00	0.00	42.81	0.00	0.00	150,741.04	0.00
802 - Sr Lien 2016 Total					1.2971	0.00	0.00	0.00	42.81	0.00	0.00	150,741.04	0.00
810 - FBC Toll Road Operations													
State Pool													
TT02-TX TERM Toll Rd. Operation	AR-0024	State Pool	11/01/08	Open	0.0000	0.00	0.00	0.00	0.00	0.00	0.00	0.00	0.00
State Pool Total					0.0000	0.00	0.00	0.00	0.00	0.00	0.00	0.00	0.00
810 - FBC Toll Road Operations Total					0.0000	0.00	0.00	0.00	0.00	0.00	0.00	0.00	0.00
815 - Grand Parkway Operations													
State Pool													
MB14-MBIA GR PARKWAY OPERATIONS	AR-0043	State Pool	08/31/16	Open	1.2977	4,583,899.84	4,583,899.84	0.00	4,884.08	0.00	0.00	83,894.36	0.00

Interest Accrual
Ft. Bend County
Effective Interest - Actual Life
Receipts in Period
11/01/17 - 11/30/17

11

CUSIP	Invest Number	Security Description	Purchase Date	Sale Date	Yield Earned	Ending Par Val/Shares	Ending Amor Val/Cost	Purchased Interest	Int/Div Rec In the Perd	Int/Div Accrued In the Perd	PTD Purch Received	Int/Div Rec Purch/Date	Int/Div Accrued Purch/Date
State Pool Total					<u>1.2977</u>	<u>4,583,899.84</u>	<u>4,583,899.84</u>	<u>0.00</u>	<u>4,884.08</u>	<u>0.00</u>	<u>0.00</u>	<u>83,894.36</u>	<u>0.00</u>
815 - Grand Parkway Operations Total					<u>1.2977</u>	<u>4,583,899.84</u>	<u>4,583,899.84</u>	<u>0.00</u>	<u>4,884.08</u>	<u>0.00</u>	<u>0.00</u>	<u>83,894.36</u>	<u>0.00</u>
LOG1 - LOGIC GENERAL													
State Pool													
LOG1-Logic- General	AR-0028	State Pool	11/10/08	Open	1.2910	5,382,302.22	5,382,302.22	0.00	14,184.83	0.00	0.00	452,735.20	0.00
State Pool Total					<u>1.2910</u>	<u>5,382,302.22</u>	<u>5,382,302.22</u>	<u>0.00</u>	<u>14,184.83</u>	<u>0.00</u>	<u>0.00</u>	<u>452,735.20</u>	<u>0.00</u>
LOG1 - LOGIC GENERAL Total					<u>1.2910</u>	<u>5,382,302.22</u>	<u>5,382,302.22</u>	<u>0.00</u>	<u>14,184.83</u>	<u>0.00</u>	<u>0.00</u>	<u>452,735.20</u>	<u>0.00</u>
LOG2 - LOGIC TOLL OPERATIONS													
State Pool													
LOG2-Logic-Toll Rd.Operations	AR-0029	State Pool	11/10/08	Open	1.3558	1,033.11	1,033.11	0.00	1.15	0.00	0.00	62,364.19	0.00
State Pool Total					<u>1.3558</u>	<u>1,033.11</u>	<u>1,033.11</u>	<u>0.00</u>	<u>1.15</u>	<u>0.00</u>	<u>0.00</u>	<u>62,364.19</u>	<u>0.00</u>
LOG2 - LOGIC TOLL OPERATIONS Total					<u>1.3558</u>	<u>1,033.11</u>	<u>1,033.11</u>	<u>0.00</u>	<u>1.15</u>	<u>0.00</u>	<u>0.00</u>	<u>62,364.19</u>	<u>0.00</u>
LOG5 - LOGIC DRAINAGE													
State Pool													
LOG5-Logic-Drainage	AR-0032	State Pool	11/10/08	Open	1.3643	1,026.64	1,026.64	0.00	1.15	0.00	0.00	3,270.41	0.00
State Pool Total					<u>1.3643</u>	<u>1,026.64</u>	<u>1,026.64</u>	<u>0.00</u>	<u>1.15</u>	<u>0.00</u>	<u>0.00</u>	<u>3,270.41</u>	<u>0.00</u>
LOG5 - LOGIC DRAINAGE Total					<u>1.3643</u>	<u>1,026.64</u>	<u>1,026.64</u>	<u>0.00</u>	<u>1.15</u>	<u>0.00</u>	<u>0.00</u>	<u>3,270.41</u>	<u>0.00</u>
LOG8 - LOGIC ROAD & BRIDGE													
State Pool													
LOG8-Logic-Road & Bridge	AR-0035	State Pool	11/10/08	Open	1.3638	1,027.06	1,027.06	0.00	1.15	0.00	0.00	6,514.58	0.00
State Pool Total					<u>1.3638</u>	<u>1,027.06</u>	<u>1,027.06</u>	<u>0.00</u>	<u>1.15</u>	<u>0.00</u>	<u>0.00</u>	<u>6,514.58</u>	<u>0.00</u>
LOG8 - LOGIC ROAD & BRIDGE Total					<u>1.3638</u>	<u>1,027.06</u>	<u>1,027.06</u>	<u>0.00</u>	<u>1.15</u>	<u>0.00</u>	<u>0.00</u>	<u>6,514.58</u>	<u>0.00</u>
MB02 - MBIA GENERAL													
State Pool													
MB02-MBIA General	AR-0015	State Pool	11/01/08	Open	1.2977	7,551,130.50	7,551,130.50	0.00	8,045.61	0.00	0.00	280,480.87	0.00
State Pool Total					<u>1.2977</u>	<u>7,551,130.50</u>	<u>7,551,130.50</u>	<u>0.00</u>	<u>8,045.61</u>	<u>0.00</u>	<u>0.00</u>	<u>280,480.87</u>	<u>0.00</u>
MB02 - MBIA GENERAL Total					<u>1.2977</u>	<u>7,551,130.50</u>	<u>7,551,130.50</u>	<u>0.00</u>	<u>8,045.61</u>	<u>0.00</u>	<u>0.00</u>	<u>280,480.87</u>	<u>0.00</u>
MB03 - MBIA ROAD & BRIDGE													
State Pool													
MB03-MBIA Road & Bridge	AR-0016	State Pool	11/01/08	Open	1.2970	51,093.54	51,093.54	0.00	54.41	0.00	0.00	91,832.69	0.00
State Pool Total					<u>1.2970</u>	<u>51,093.54</u>	<u>51,093.54</u>	<u>0.00</u>	<u>54.41</u>	<u>0.00</u>	<u>0.00</u>	<u>91,832.69</u>	<u>0.00</u>
MB03 - MBIA ROAD & BRIDGE Total					<u>1.2970</u>	<u>51,093.54</u>	<u>51,093.54</u>	<u>0.00</u>	<u>54.41</u>	<u>0.00</u>	<u>0.00</u>	<u>91,832.69</u>	<u>0.00</u>
MB04 - MBIA DRAINAGE													
State Pool													
MB04-MBIA Drainage	AR-0017	State Pool	11/01/08	Open	1.2977	732,981.82	732,981.82	0.00	780.99	0.00	0.00	90,309.73	0.00
State Pool Total					<u>1.2977</u>	<u>732,981.82</u>	<u>732,981.82</u>	<u>0.00</u>	<u>780.99</u>	<u>0.00</u>	<u>0.00</u>	<u>90,309.73</u>	<u>0.00</u>
MB04 - MBIA DRAINAGE Total					<u>1.2977</u>	<u>732,981.82</u>	<u>732,981.82</u>	<u>0.00</u>	<u>780.99</u>	<u>0.00</u>	<u>0.00</u>	<u>90,309.73</u>	<u>0.00</u>
MB06 - MBIA TOLL RD OPERATIONS													
State Pool													
MB06-MBIA Toll Rd. Operations	AR-0019	State Pool	11/01/08	Open	1.2977	8,401,761.52	8,401,761.52	0.00	8,951.97	0.00	0.00	117,698.32	0.00
State Pool Total					<u>1.2977</u>	<u>8,401,761.52</u>	<u>8,401,761.52</u>	<u>0.00</u>	<u>8,951.97</u>	<u>0.00</u>	<u>0.00</u>	<u>117,698.32</u>	<u>0.00</u>
MB06 - MBIA TOLL RD OPERATIONS Total					<u>1.2977</u>	<u>8,401,761.52</u>	<u>8,401,761.52</u>	<u>0.00</u>	<u>8,951.97</u>	<u>0.00</u>	<u>0.00</u>	<u>117,698.32</u>	<u>0.00</u>
PROS - Prosperity Money Mkt. Accts.													
Money Market													
Prosperity-Money Market Accts.	AR-0009	Money Market	11/30/03	Open	1.3836	235,918,192.26	235,918,192.26	0.00	283,539.45	0.00	0.00	27,480,412.94	0.00
Money Market Total					<u>1.3836</u>	<u>235,918,192.26</u>	<u>235,918,192.26</u>	<u>0.00</u>	<u>283,539.45</u>	<u>0.00</u>	<u>0.00</u>	<u>27,480,412.94</u>	<u>0.00</u>

Interest Accrual
Ft. Bend County
Effective Interest - Actual Life
Receipts in Period
11/01/17 - 11/30/17

12

CUSIP	Invest Number	Security Description	Purchase Date	Sale Date	Yield Earned	Ending Par Val/Shares	Ending Amor Val/Cost	Purchased Interest	Int/Div Rec In the Perd	Int/Div Accrued In the Perd	PTD Purch Received	Int/Div Rec Purch/Date	Int/Div Accrued Purch/Date
PROS - Prosperity Money Mkt. Accts. Total					<u>1.3836</u>	<u>235,918,192.26</u>	<u>235,918,192.26</u>	<u>0.00</u>	<u>283,539.45</u>	<u>0.00</u>	<u>0.00</u>	<u>27,480,412.94</u>	<u>0.00</u>
TT00 - TEXAS TERM GENERAL													
State Pool													
TT00-TX TERM General	AR-0022	State Pool	11/01/08	Open	<u>1.0960</u>	<u>1,022.20</u>	<u>1,022.20</u>	<u>0.00</u>	<u>0.92</u>	<u>0.00</u>	<u>0.00</u>	<u>21,406.97</u>	<u>0.00</u>
State Pool Total					<u>1.0960</u>	<u>1,022.20</u>	<u>1,022.20</u>	<u>0.00</u>	<u>0.92</u>	<u>0.00</u>	<u>0.00</u>	<u>21,406.97</u>	<u>0.00</u>
TT00 - TEXAS TERM GENERAL Total					<u>1.0960</u>	<u>1,022.20</u>	<u>1,022.20</u>	<u>0.00</u>	<u>0.92</u>	<u>0.00</u>	<u>0.00</u>	<u>21,406.97</u>	<u>0.00</u>
TT02 - TEXAS TERM TOLL OPERATIONS													
State Pool													
TT02-TX TERM Toll Rd. Operation	AR-0024	State Pool	11/01/08	Open	<u>1.0972</u>	<u>1,021.04</u>	<u>1,021.04</u>	<u>0.00</u>	<u>0.92</u>	<u>0.00</u>	<u>0.00</u>	<u>17,950.94</u>	<u>0.00</u>
State Pool Total					<u>1.0972</u>	<u>1,021.04</u>	<u>1,021.04</u>	<u>0.00</u>	<u>0.92</u>	<u>0.00</u>	<u>0.00</u>	<u>17,950.94</u>	<u>0.00</u>
TT02 - TEXAS TERM TOLL OPERATIONS Total					<u>1.0972</u>	<u>1,021.04</u>	<u>1,021.04</u>	<u>0.00</u>	<u>0.92</u>	<u>0.00</u>	<u>0.00</u>	<u>17,950.94</u>	<u>0.00</u>
TT04 - TEXAS TERM ROAD & BRIDGE													
State Pool													
TT04-TX TERM Road & Bridge	AR-0026	State Pool	11/01/08	Open	<u>1.0873</u>	<u>1,019.17</u>	<u>1,019.17</u>	<u>0.00</u>	<u>0.91</u>	<u>0.00</u>	<u>0.00</u>	<u>8,226.45</u>	<u>0.00</u>
State Pool Total					<u>1.0873</u>	<u>1,019.17</u>	<u>1,019.17</u>	<u>0.00</u>	<u>0.91</u>	<u>0.00</u>	<u>0.00</u>	<u>8,226.45</u>	<u>0.00</u>
TT04 - TEXAS TERM ROAD & BRIDGE Total					<u>1.0873</u>	<u>1,019.17</u>	<u>1,019.17</u>	<u>0.00</u>	<u>0.91</u>	<u>0.00</u>	<u>0.00</u>	<u>8,226.45</u>	<u>0.00</u>
TT05 - TEXAS TERM DRAINAGE													
State Pool													
TT05-TX TERM Drainage	AR-0027	State Pool	11/01/08	Open	<u>1.0805</u>	<u>338.11</u>	<u>338.11</u>	<u>0.00</u>	<u>0.30</u>	<u>0.00</u>	<u>0.00</u>	<u>5,017.38</u>	<u>0.00</u>
State Pool Total					<u>1.0805</u>	<u>338.11</u>	<u>338.11</u>	<u>0.00</u>	<u>0.30</u>	<u>0.00</u>	<u>0.00</u>	<u>5,017.38</u>	<u>0.00</u>
TT05 - TEXAS TERM DRAINAGE Total					<u>1.0805</u>	<u>338.11</u>	<u>338.11</u>	<u>0.00</u>	<u>0.30</u>	<u>0.00</u>	<u>0.00</u>	<u>5,017.38</u>	<u>0.00</u>

Premium/Discount Amortization

Ft. Bend County

Effective Interest - Actual Life
Receipts in Period
11/01/17 - 11/30/17

13

CUSIP	Invest Number	Security Description	Purchase Date	Amortiz Date	Yield Earned	Beginning Par Val/Shares	Beginning Unamor Val/Cost	Premium Discount	Ending Par Val/Shares	Ending Amor Val/Cost	Unamor Prem/Dscnt	Amortization In the Perd	Amortization Purch/Date
FFCB													
3133EGJX4	16-0004	FFCB 1.08 07/05/19	07/05/16	07/05/19	<u>1.0800</u>	<u>8,500,000.00</u>	<u>8,500,000.00</u>	<u>0.00</u>	<u>8,500,000.00</u>	<u>8,500,000.00</u>	<u>0.00</u>	<u>0.00</u>	<u>0.00</u>
FFCB Total					<u>1.0800</u>	<u>8,500,000.00</u>	<u>8,500,000.00</u>	<u>0.00</u>	<u>8,500,000.00</u>	<u>8,500,000.00</u>	<u>0.00</u>	<u>0.00</u>	<u>0.00</u>
FHLMC													
3134G9H42	16-0002	FHLMC 0.70 12/29/17	06/30/16	12/29/17	0.7000	10,000,000.00	10,000,000.00	0.00	10,000,000.00	10,000,000.00	0.00	0.00	0.00
3137EAEA3	16-0001	FHLMC 0.75 04/09/18	06/29/16	04/09/18	0.6790	6,000,000.00	6,007,505.28	-7,505.28	6,000,000.00	6,001,509.55	-1,509.55	-353.80	-5,995.73
3134G9G76	16-0003	FHLMC 0.80 06/29/18	06/30/16	06/29/18	<u>0.8000</u>	<u>14,500,000.00</u>	<u>14,500,000.00</u>	<u>0.00</u>	<u>14,500,000.00</u>	<u>14,500,000.00</u>	<u>0.00</u>	<u>0.00</u>	<u>0.00</u>
FHLMC Total					<u>0.7434</u>	<u>30,500,000.00</u>	<u>30,507,505.28</u>	<u>-7,505.28</u>	<u>30,500,000.00</u>	<u>30,501,509.55</u>	<u>-1,509.55</u>	<u>-353.80</u>	<u>-5,995.73</u>
Money Market													
Prosperity-Money Market Accts.	AR-0009	Money Market	11/30/03	Open	1.3836	249,804,192.46	249,804,192.46	0.00	235,918,192.26	235,918,192.26	0.00	0.00	0.00
Money Market Total					<u>1.3836</u>	<u>249,804,192.46</u>	<u>249,804,192.46</u>	<u>0.00</u>	<u>235,918,192.26</u>	<u>235,918,192.26</u>	<u>0.00</u>	<u>0.00</u>	<u>0.00</u>
State Pool													
MB02-MBIA General	AR-0015	State Pool	11/01/08	Open	1.2977	7,543,084.89	7,543,084.89	0.00	7,551,130.50	7,551,130.50	0.00	0.00	0.00
MB03-MBIA Road & Bridge	AR-0016	State Pool	11/01/08	Open	1.2970	51,039.13	51,039.13	0.00	51,093.54	51,093.54	0.00	0.00	0.00
MB04-MBIA Drainage	AR-0017	State Pool	11/01/08	Open	1.2977	732,200.83	732,200.83	0.00	732,981.82	732,981.82	0.00	0.00	0.00
MB06-MBIA Toll Rd. Operations	AR-0019	State Pool	11/01/08	Open	1.2977	8,392,809.55	8,392,809.55	0.00	8,401,761.52	8,401,761.52	0.00	0.00	0.00
TT00-TX TERM General	AR-0022	State Pool	11/01/08	Open	1.0960	1,021.28	1,021.28	0.00	1,022.20	1,022.20	0.00	0.00	0.00
TT02-TX TERM Toll Rd. Operation	AR-0024	State Pool	11/01/08	Open	1.0972	1,020.12	1,020.12	0.00	1,021.04	1,021.04	0.00	0.00	0.00
TT04-TX TERM Road & Bridge	AR-0026	State Pool	11/01/08	Open	1.0873	1,018.26	1,018.26	0.00	1,019.17	1,019.17	0.00	0.00	0.00
TT05-TX TERM Drainage	AR-0027	State Pool	11/01/08	Open	1.0805	337.81	337.81	0.00	338.11	338.11	0.00	0.00	0.00
LOG1-Logic- General	AR-0028	State Pool	11/10/08	Open	1.2910	20,368,117.39	20,368,117.39	0.00	5,382,302.22	5,382,302.22	0.00	0.00	0.00
LOG2-Logic-Toll Rd.Operations	AR-0029	State Pool	11/10/08	Open	1.3558	1,031.96	1,031.96	0.00	1,033.11	1,033.11	0.00	0.00	0.00
LOG5-Logic-Drainage	AR-0032	State Pool	11/10/08	Open	1.3643	1,025.49	1,025.49	0.00	1,026.64	1,026.64	0.00	0.00	0.00
LOG8-Logic-Road & Bridge	AR-0035	State Pool	11/10/08	Open	1.3638	1,025.91	1,025.91	0.00	1,027.06	1,027.06	0.00	0.00	0.00
MB12-MBIA ESD 100 AGREEMENT	AR-0041	State Pool	08/31/16	Open	1.2977	934,342.99	934,342.99	0.00	935,339.57	935,339.57	0.00	0.00	0.00
MB13-MBIA ASSISTANCE DIST #1	AR-0042	State Pool	08/31/16	Open	1.2977	86,348.60	86,348.60	0.00	86,440.70	86,440.70	0.00	0.00	0.00
MB14-MBIA GR PARKWAY OPERATIONS	AR-0043	State Pool	08/31/16	Open	1.2977	4,579,015.76	4,579,015.76	0.00	4,583,899.84	4,583,899.84	0.00	0.00	0.00
MB15-FACILITIES BONDS 2016	AR-0044	State Pool	08/31/16	Open	1.2978	224,799.66	224,799.66	0.00	225,039.45	225,039.45	0.00	0.00	0.00
MB16-MOBILITY BONDS 2016	AR-0045	State Pool	08/31/16	Open	1.2976	187,353.65	187,353.65	0.00	187,553.48	187,553.48	0.00	0.00	0.00
MB17 - SR LIEN BOND 2016	AR-0046	State Pool	12/09/16	Open	<u>1.2971</u>	<u>150,698.23</u>	<u>150,698.23</u>	<u>0.00</u>	<u>0.00</u>	<u>0.00</u>	<u>0.00</u>	<u>0.00</u>	<u>0.00</u>
State Pool Total					<u>1.2952</u>	<u>43,256,291.51</u>	<u>43,256,291.51</u>	<u>0.00</u>	<u>28,144,029.97</u>	<u>28,144,029.97</u>	<u>0.00</u>	<u>0.00</u>	<u>0.00</u>
Investment Total					<u>1.3048</u>	<u>332,060,483.97</u>	<u>332,067,989.25</u>	<u>-7,505.28</u>	<u>303,062,222.23</u>	<u>303,063,731.78</u>	<u>-1,509.55</u>	<u>-353.80</u>	<u>-5,995.73</u>

Open Investments

Ft. Bend County

Effective Interest - Actual Life
Receipts in Period
11/30/17

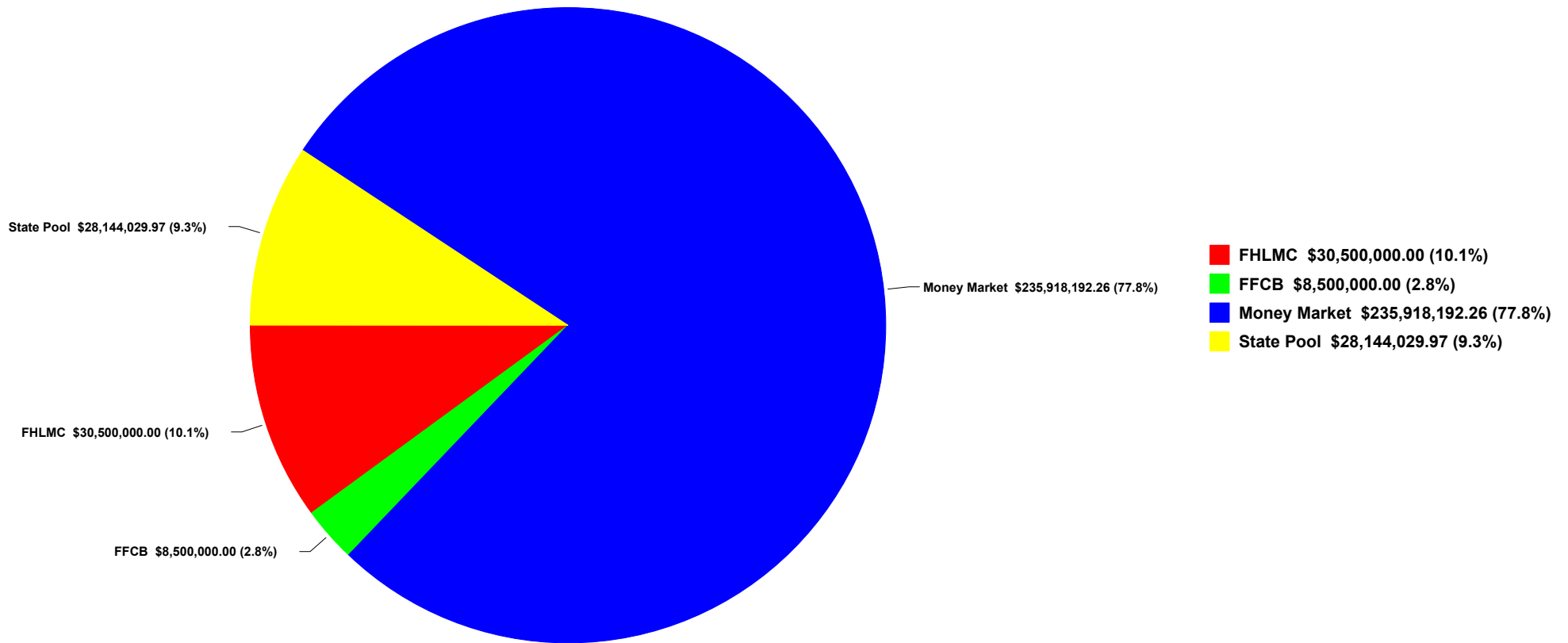
CUSIP	Invest Number	Security Description	Invest Class	Purchase Date	Call Date	Purchase Institut	SafeKeep Institut	Issuing Institut	Yield Matur	Yield Call	Original Unit Cost	Original Par Val/Shares	Original Princ/Cost	Orig Prem Discount	Ending Unit Price	Ending Par Val/Shares	Ending Amor Val/Cost	Ending Val/Cost	Unamor Prem/Dscnt
FFCB																			
3133EGJX4	16-0004	FFCB 1.08 07/05/19		07/05/16	Open	700	100	None	1.0800	1.0800	1.000000	8,500,000.00	8,500,000.00	0.00	1.000000	8,500,000.00	8,500,000.00		0.00
FFCB Total									1.0800	1.0800	1.000000	8,500,000.00	8,500,000.00	0.00	1.000000	8,500,000.00	8,500,000.00		0.00
FHLMC																			
3134G9H42	16-0002	FHLMC 0.70 12/29/17		06/30/16	Open	700	100	None	0.7000	0.7000	1.000000	10,000,000.00	10,000,000.00	0.00	1.000000	10,000,000.00	10,000,000.00		0.00
3137EAEA3	16-0001	FHLMC 0.75 04/09/18		06/29/16	Open	700	100	None	0.6790	0.6790	1.001251	6,000,000.00	6,007,505.28	-7,505.28	1.000252	6,000,000.00	6,001,509.55		-1,509.55
3134G9G76	16-0003	FHLMC 0.80 06/29/18		06/30/16	Open	1200	100	None	0.8000	0.8000	1.000000	14,500,000.00	14,500,000.00	0.00	1.000000	14,500,000.00	14,500,000.00		0.00
FHLMC Total									0.7434	0.7434	1.000246	30,500,000.00	30,507,505.28	-7,505.28	1.000049	30,500,000.00	30,501,509.55		-1,509.55
Money Market																			
Prosperity-Money Market Accts.	AR-0009	Money Market		11/30/03	Open	100	None	100	1.4390	1.4390	1.000000	12,505,577.66	12,505,577.66	0.00	1.000000	235,918,192.26	235,918,192.26		0.00
Money Market Total									1.4390	1.4390	1.000000	12,505,577.66	12,505,577.66	0.00	1.000000	235,918,192.26	235,918,192.26		0.00
State Pool																			
MB02-MBIA General	AR-0015	State Pool		11/01/08	Open	2000	None	2000	1.3000	1.3000	1.000000	17,374,917.83	17,374,917.83	0.00	1.000000	7,551,130.50	7,551,130.50		0.00
MB03-MBIA Road & Bridge	AR-0016	State Pool		11/01/08	Open	2000	None	2000	1.3000	1.3000	1.000000	2,856,438.24	2,856,438.24	0.00	1.000000	51,093.54	51,093.54		0.00
MB04-MBIA Drainage	AR-0017	State Pool		11/01/08	Open	2000	None	2000	1.3000	1.3000	1.000000	1,267,218.21	1,267,218.21	0.00	1.000000	732,981.82	732,981.82		0.00
MB06-MBIA Toll Rd. Operations	AR-0019	State Pool		11/01/08	Open	2000	None	2000	1.3000	1.3000	1.000000	3,143,377.27	3,143,377.27	0.00	1.000000	8,401,761.52	8,401,761.52		0.00
TT00-TX TERM General	AR-0022	State Pool		11/01/08	Open	2005	None	2005	1.0900	1.0900	1.000000	10,006,437.87	10,006,437.87	0.00	1.000000	1,022.20	1,022.20		0.00
TT02-TX TERM Toll Rd. Operation	AR-0024	State Pool		11/01/08	Open	2005	None	2005	1.0900	1.0900	0.000000	0.00	0.00	0.00	1.000000	1,021.04	1,021.04		0.00
TT04-TX TERM Road & Bridge	AR-0026	State Pool		11/01/08	Open	2005	None	2005	1.0900	1.0900	1.000000	10,463.28	10,463.28	0.00	1.000000	1,019.17	1,019.17		0.00
TT05-TX TERM Drainage	AR-0027	State Pool		11/01/08	Open	2005	None	2005	1.0900	1.0900	1.000000	109,774.61	109,774.61	0.00	1.000000	338.11	338.11		0.00
LOG1-Logic- General	AR-0028	State Pool		11/10/08	Open	200	None	200	1.2913	1.2913	1.000000	10,000,000.00	10,000,000.00	0.00	1.000000	5,382,302.22	5,382,302.22		0.00
LOG2-Logic-Toll Rd.Operations	AR-0029	State Pool		11/10/08	Open	200	None	200	1.2913	1.2913	1.000000	2,000,000.00	2,000,000.00	0.00	1.000000	1,033.11	1,033.11		0.00
LOG5-Logic-Drainage	AR-0032	State Pool		11/10/08	Open	200	None	200	1.2913	1.2913	1.000000	500,000.00	500,000.00	0.00	1.000000	1,026.64	1,026.64		0.00
LOG8-Logic-Road & Bridge	AR-0035	State Pool		11/10/08	Open	200	None	200	1.2913	1.2913	1.000000	1,000,000.00	1,000,000.00	0.00	1.000000	1,027.06	1,027.06		0.00
MB12-MBIA ESD 100 AGREEMENT	AR-0041	State Pool		08/31/16	Open	2000	None	2000	1.3000	1.3000	1.000000	3,900,000.00	3,900,000.00	0.00	1.000000	935,339.57	935,339.57		0.00
MB13-MBIA ASSISTANCE DIST #1	AR-0042	State Pool		08/31/16	Open	2000	None	2000	1.3000	1.3000	1.000000	10,000,000.00	10,000,000.00	0.00	1.000000	86,440.70	86,440.70		0.00
MB14-MBIA GR PARKWAY OPERATIONS	AR-0043	State Pool		08/31/16	Open	2000	None	2000	1.3000	1.3000	1.000000	8,500,000.00	8,500,000.00	0.00	1.000000	4,583,899.84	4,583,899.84		0.00
MB15-FACILITIES BONDS 2016	AR-0044	State Pool		08/31/16	Open	2000	None	2000	1.3000	1.3000	1.000000	30,000,000.00	30,000,000.00	0.00	1.000000	225,039.45	225,039.45		0.00
MB16-MOBILITY BONDS 2016	AR-0045	State Pool		08/31/16	Open	2000	None	2000	1.3000	1.3000	1.000000	30,000,000.00	30,000,000.00	0.00	1.000000	187,553.48	187,553.48		0.00
MB17 - SR LIEN BOND 2016	AR-0046	State Pool		12/09/16	Open	2000	None	2000	1.2700	1.2700	1.000000	35,000,000.00	35,000,000.00	0.00	0.000000	0.00	0.00		0.00
State Pool Total									1.2983	1.2983	1.000000	165,668,627.31	165,668,627.31	0.00	1.000000	28,144,029.97	28,144,029.97		0.00
Investment Total									1.3448	1.3448	1.000035	217,174,204.97	217,181,710.25	-7,505.28	1.000005	303,062,222.23	303,063,731.78		-1,509.55

Open Investments

Ft. Bend County

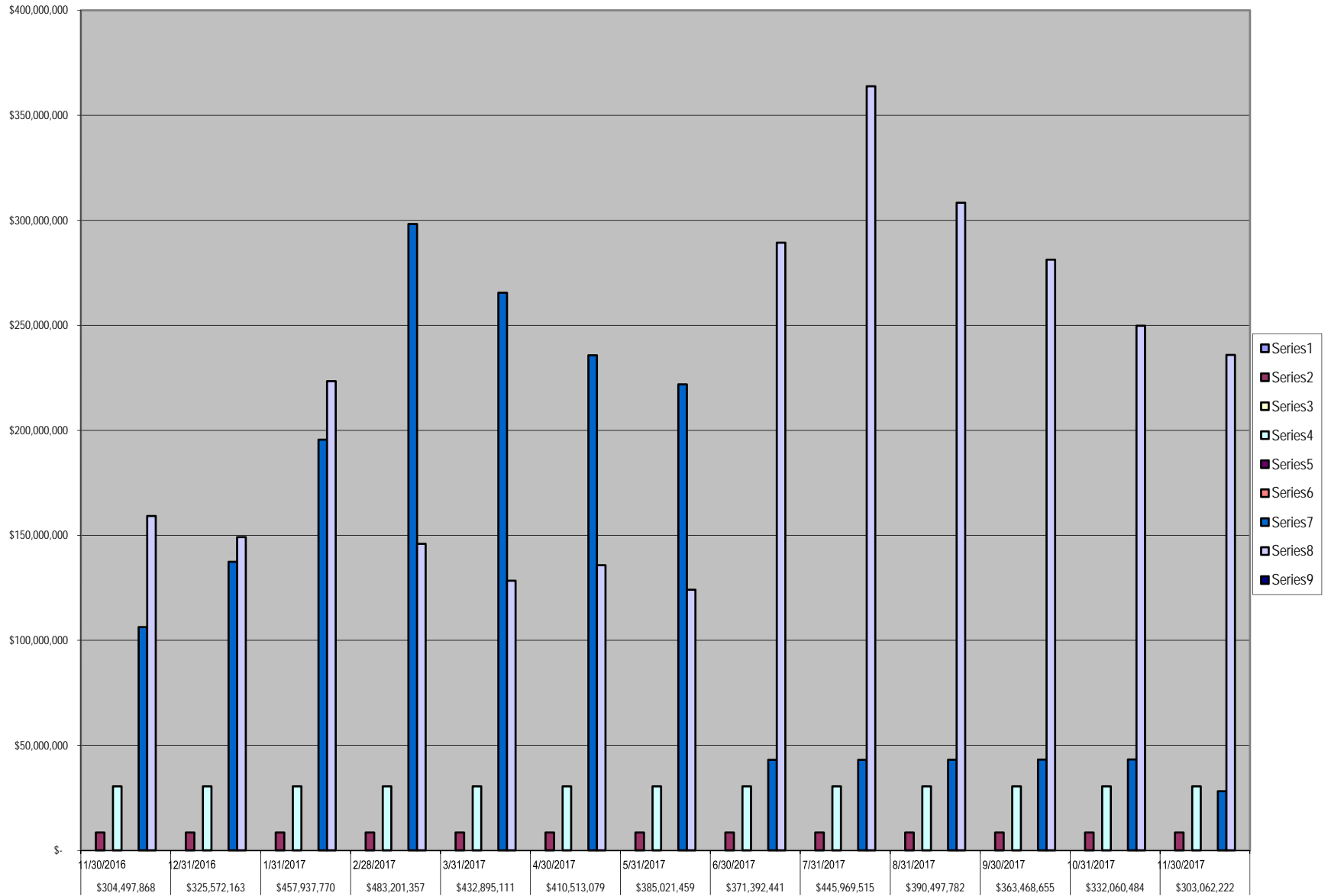
Effective Interest - Actual Life
Receipts in Period
11/30/17

Showing Ending Par Val/Shares: \$303,062,222.23



FBC INVESTMENT TRAILING 12 MONTHS

Open Investments		FARMERS MAC DN	FFCB	FHLB	FHLMC	FNMA	FNMA DISCOUNT NOTE	State Pool	Prosperity Money Market	Prosperity - Invst. Acct.
\$ 304,497,868	11/30/2016	\$ -	\$ 8,500,000	\$ -	\$ 30,505,738	\$ -	\$ -	\$ 106,304,648	\$ 159,187,483	\$ -
\$ 325,572,163	12/31/2016	\$ -	\$ 8,500,000	\$ -	\$ 30,505,386	\$ -	\$ -	\$ 137,401,990	\$ 149,164,787	\$ -
\$ 457,937,770	1/31/2017	\$ -	\$ 8,500,000	\$ -	\$ 30,505,035	\$ -	\$ -	\$ 195,548,001	\$ 223,384,734	\$ -
\$ 483,201,357	2/28/2017	\$ -	\$ 8,500,000	\$ -	\$ 30,504,684	\$ -	\$ -	\$ 298,250,107	\$ 145,946,566	\$ -
\$ 432,895,111	3/31/2017	\$ -	\$ 8,500,000	\$ -	\$ 30,504,332	\$ -	\$ -	\$ 265,491,332	\$ 128,399,447	\$ -
\$ 410,513,079	4/30/2017	\$ -	\$ 8,500,000	\$ -	\$ 30,503,980	\$ -	\$ -	\$ 235,712,333	\$ 135,796,767	\$ -
\$ 385,021,459	5/31/2017	\$ -	\$ 8,500,000	\$ -	\$ 30,503,627	\$ -	\$ -	\$ 221,919,910	\$ 124,097,921	\$ -
\$ 371,392,441	6/30/2017	\$ -	\$ 8,500,000	\$ -	\$ 30,503,275	\$ -	\$ -	\$ 43,074,829	\$ 289,314,337	\$ -
\$ 445,969,515	7/31/2017	\$ -	\$ 8,500,000	\$ -	\$ 30,502,922	\$ -	\$ -	\$ 43,119,051	\$ 363,847,542	\$ -
\$ 390,497,782	8/31/2017	\$ -	\$ 8,500,000	\$ -	\$ 30,502,569	\$ -	\$ -	\$ 43,164,659	\$ 308,330,554	\$ -
\$ 363,468,655	9/30/2017	\$ -	\$ 8,500,000	\$ -	\$ 30,502,217	\$ -	\$ -	\$ 43,209,454	\$ 281,256,984	\$ -
\$ 332,060,484	10/31/2017	\$ -	\$ 8,500,000	\$ -	\$ 30,500,000	\$ -	\$ -	\$ 43,256,292	\$ 249,804,192	\$ -
\$ 303,062,222	11/30/2017	\$ -	\$ 8,500,000	\$ -	\$ 30,500,000	\$ -	\$ -	\$ 28,144,030	\$ 235,918,192	\$ -



Wendt, Sandra

From: Laura Turner (111) <Laura.Turner@prosperitybankusa.com>
Sent: Thursday, November 2, 2017 10:35 AM
To: Brogdon, Jennifer; Segura, Maria; Elster, Melissa; Schultz, Patsy; Wendt, Sandra
Subject: November Interest Rates

In accordance to the Depository bid, the variable interest rate for the month of November will reflect the change in the 91 day T-bill rate. The 91 day T-bill investment rate is 1.149%. Rate paid will be 1.439% (1.149% + .29) on the General Fund and all other accounts.



Laura Turner 

Assistant Vice President

Lending Assistant

Prosperity Bank

Sugar Land Banking Center

14060 Southwest Freeway

Sugar Land, TX 77478

Phone: 281-269-7200

Direct: 281-269-7254

Fax: 281-269-7108

Email: laura.turner@prosperitybankusa.com

NYSE: PB



Handy information should the need arise.....

281-242-4762 Fastline

1.866.985.2273 To Activate & Pin your Debit Card

1.800.684.2132 Report your card Lost/Stolen ATM/Debit Card



Daily Rates

November 2017

TXCLASS

AVERAGE MONTHLY YIELD: 1.30%

Date	Dividend Rate	Daily Yield
01-Nov-17	0.000035622	1.30%
02-Nov-17	0.000035482	1.30%
03-Nov-17	0.000035482	1.30%
04-Nov-17	0.000035482	1.30%
05-Nov-17	0.000035482	1.30%
06-Nov-17	0.000035482	1.30%
07-Nov-17	0.000035482	1.30%
08-Nov-17	0.000035482	1.30%
09-Nov-17	0.000035496	1.30%
10-Nov-17	0.000035512	1.30%
11-Nov-17	0.000035512	1.30%
12-Nov-17	0.000035512	1.30%
13-Nov-17	0.000035505	1.30%
14-Nov-17	0.000035525	1.30%
15-Nov-17	0.000035482	1.30%
16-Nov-17	0.000035513	1.30%
17-Nov-17	0.000035530	1.30%
18-Nov-17	0.000035530	1.30%
19-Nov-17	0.000035530	1.30%
20-Nov-17	0.000035482	1.30%
21-Nov-17	0.000035482	1.30%
22-Nov-17	0.000035482	1.30%
23-Nov-17	0.000035482	1.30%
24-Nov-17	0.000035482	1.30%
25-Nov-17	0.000035482	1.30%
26-Nov-17	0.000035482	1.30%
27-Nov-17	0.000035482	1.30%
28-Nov-17	0.000035756	1.31%
29-Nov-17	0.000035804	1.31%
30-Nov-17	0.000036027	1.32%

Current Rates:

As of November 30, 2017

Current Yield¹	<u>1.07%</u>
One-Day Yield¹	<u>1.12%</u>
Allocation Factor¹	<u>0.000030710</u>

Historical Rates

Monthly Distribution Yields²

	<u>2008</u>	<u>2009</u>	<u>2010</u>	<u>2011</u>	<u>2012</u>	<u>2013</u>	<u>2014</u>	<u>2015</u>	<u>2016</u>	<u>2017</u>
January	4.27%	1.14%	0.17%	0.14%	0.08%	0.12%	0.04%	0.07%	0.35%	0.58%
February	3.57%	0.83%	0.17%	0.17%	0.10%	0.10%	0.04%	0.08%	0.39%	0.59%
March	2.98%	0.74%	0.18%	0.14%	0.10%	0.10%	0.04%	0.09%	0.41%	0.66%
April	2.51%	0.63%	0.19%	0.10%	0.10%	0.08%	0.04%	0.09%	0.42%	0.75%
May	2.36%	0.55%	0.19%	0.09%	0.12%	0.08%	0.04%	0.09%	0.43%	0.76%
June	2.26%	0.50%	0.21%	0.09%	0.13%	0.05%	0.04%	0.09%	0.44%	0.85%
July	2.29%	0.42%	0.23%	0.06%	0.13%	0.05%	0.05%	0.10%	0.45%	0.96%
August	2.39%	0.41%	0.24%	0.08%	0.13%	0.05%	0.06%	0.11%	0.47%	1.00%
September	2.38%	0.37%	0.21%	0.07%	0.13%	0.05%	0.06%	0.13%	0.50%	1.03%
October	2.65%	0.27%	0.19%	0.07%	0.13%	0.04%	0.06%	0.15%	0.47%	1.05%
November	2.13%	0.26%	0.17%	0.08%	0.13%	0.04%	0.06%	0.15%	0.45%	1.09%
December	1.79%	0.23%	0.15%	0.11%	0.13%	0.04%	0.07%	0.23%	0.50%	

**Call Toll-Free
1-866-TEX-TERM**

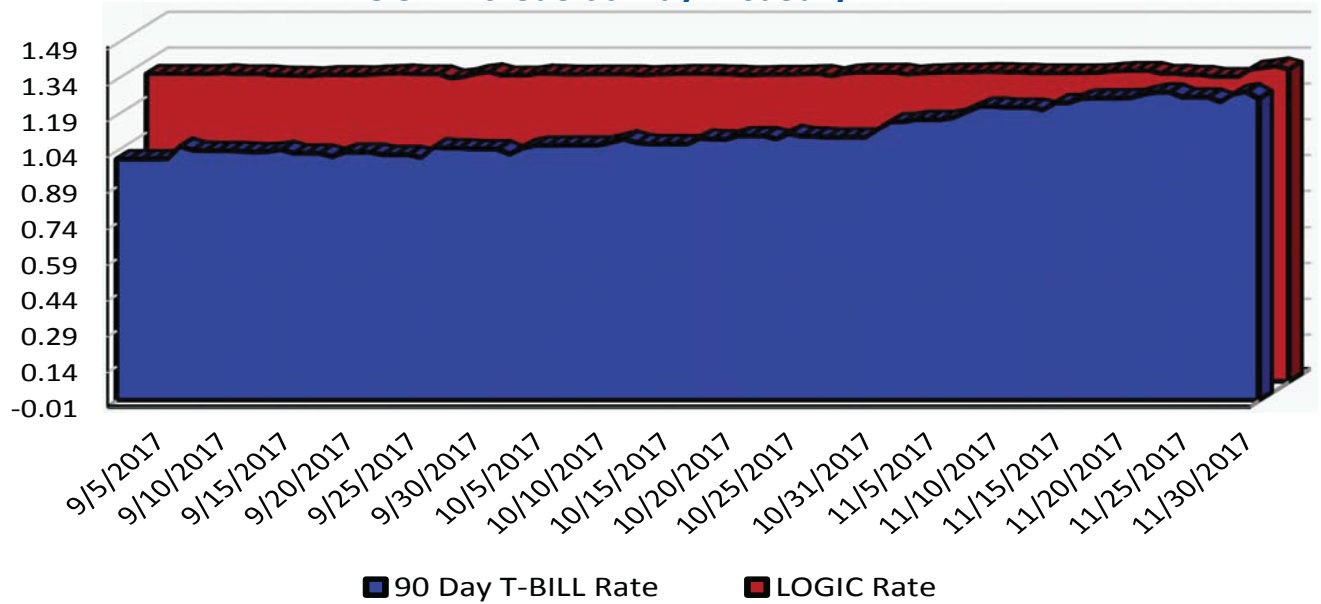
Past performance is not indicative of future results and yields may vary.

(1) The current yield, which is also known as the current annualized yield or current seven-day yield, represents the net change, exclusive of capital changes and income other than investment income, in the value of a hypothetical account with a balance of one share (normally \$1.00 per share) over a seven-day base period expressed as a percentage of the value of one share at the beginning of the seven-day period. This resulting net change in account value is then annualized by multiplying it by 365 and dividing the result by 7. The yields shown may reflect fee waivers by service providers that subsidize and reduce the total operating expenses of the TexasDAAILY portfolio. Portfolio yields would be lower if there were no such waivers. The allocation factor represents the daily net income dividend declared by the TexasDAAILY portfolio divided by the portfolio's daily net assets. The one-day yield represents the allocation factor of the TexasDAAILY portfolio divided by the daily net asset value per share (normally \$1.00) multiplied by 365. Unlike the current yield—which excludes capital changes and income other than investment income—the allocation factor and one-day yield are inclusive of capital changes and any income other than investment income.

(2) The monthly distribution yield represents the sum of a month's one-day allocation factors divided by the number of days in that month, and multiplied by 365. The yields shown may reflect fee waivers by service providers that subsidize and reduce the total operating expenses of the TexasDAAILY portfolio. Portfolio yields would be lower if there were no such waivers.

*This information is for institutional investor use only, not for further distribution to retail investors, and does not represent an offer to sell or a solicitation of an offer to buy or sell any fund or other security. Investors should consider the Pool's investment objectives, risks, charges and expenses before investing. This and other information about the Pool is available in the Pool's Information Statement, which should be read carefully before investing. A copy of the Pool's Information Statement may be obtained by calling 1-866-839-8376 or is available on the Pool's website at www.texasterm.net. While TexasDAAILY seeks to maintain a stable net asset value of \$1.00 per share and TexasTERM seeks to achieve a net asset value of \$1.00 per share at its stated maturity, it is possible to lose money investing in the Pool. An investment in the Pool is not insured or guaranteed by the Federal Deposit Insurance Corporation or any other government agency. Shares of the Pool are distributed by **PFM Fund Distributors, Inc.**, member Financial Industry Regulatory Authority (FINRA) (www.finra.org) and Securities Investor Protection Corporation (SIPC) (www.sipc.org). PFM Fund Distributors, Inc. is a wholly owned subsidiary of PFM Asset Management LLC.*

LOGIC versus 90-Day Treasury Bill



This material is for information purposes only. This information does not represent an offer to buy or sell a security. The above rate information is obtained from sources that are believed to be reliable; however, its accuracy or completeness may be subject to change. The LOGIC management fee be waived in full or in part at the discretion of the LOGIC co-administrators and the LOGIC rate for the period shown reflects waiver of fees. This table represents historical investment performance/return to the customer, net of fees, and is not an indication of future performance. An investment in the security is not insured or guaranteed by the Federal Deposit Insurance Corporation or any other government agency. Although the issuer seeks to preserve the value of an investment at \$1.00 per share, it is possible to lose money by investing in the security. Information about these and other program details are in the fund's Information Statement which should be read carefully before investing. The yield on the 90-Day Treasury Bill ("T-Bill Yield") is shown for comparative purposes only. When comparing the investment returns of the LOGIC pool to the T-Bill Yield, you should know that the LOGIC pool consist of allocations of specific diversified securities as detailed in the respective Information Statements. The T-Bill Yield is taken from Bloomberg Finance L.P. and represents the daily closing yield on the then current 90-day T-Bill. The LOGIC yield is calculated in accordance with regulations governing the registration of open-end management investment companies under the Investment Company Act of 1940 as promulgated from time to time by the federal Securities and Exchange Commission.

Daily Summary for November 2017

Date	Mny Mkt Fund Equiv. [SEC Std.]	Daily Allocation Factor	LOGIC Invested Balance	Market Value Per Share	WAM Days (1)*	WAM Days (2)*
11/1/2017	1.2876%	0.000035276	\$6,060,512,963.60	1.000066	38	67
11/2/2017	1.2894%	0.000035325	\$6,065,757,377.49	1.000062	38	67
11/3/2017	1.2921%	0.000035401	\$6,060,503,496.01	1.000024	38	70
11/4/2017	1.2921%	0.000035401	\$6,060,503,496.01	1.000024	38	70
11/5/2017	1.2921%	0.000035401	\$6,060,503,496.01	1.000024	38	70
11/6/2017	1.2943%	0.000035461	\$6,045,918,072.36	1.000050	42	77
11/7/2017	1.2936%	0.000035440	\$6,057,967,326.50	1.000033	39	76
11/8/2017	1.2918%	0.000035393	\$6,055,816,685.57	1.000032	38	75
11/9/2017	1.2916%	0.000035385	\$6,030,137,739.42	1.000033	38	76
11/10/2017	1.2883%	0.000035297	\$6,066,595,257.76	0.999990	36	74
11/11/2017	1.2883%	0.000035297	\$6,066,595,257.76	0.999990	36	74
11/12/2017	1.2883%	0.000035297	\$6,066,595,257.76	0.999990	36	74
11/13/2017	1.2886%	0.000035303	\$6,070,845,127.66	1.000043	35	76
11/14/2017	1.2887%	0.000035308	\$6,096,055,604.97	1.000044	34	77
11/15/2017	1.2902%	0.000035349	\$6,090,954,571.47	1.000046	34	77
11/16/2017	1.2953%	0.000035489	\$6,094,571,769.70	1.000039	34	78
11/17/2017	1.2983%	0.000035569	\$5,962,777,715.51	1.000013	33	77
11/18/2017	1.2983%	0.000035569	\$5,962,777,715.51	1.000013	33	77
11/19/2017	1.2983%	0.000035569	\$5,962,777,715.51	1.000013	33	77
11/20/2017	1.2859%	0.000035231	\$5,998,901,298.29	1.000051	32	76
11/21/2017	1.2869%	0.000035257	\$6,010,172,243.15	1.000034	33	75
11/22/2017	1.2818%	0.000035119	\$5,996,329,899.42	1.000037	32	74
11/23/2017	1.2818%	0.000035119	\$5,996,329,899.42	1.000037	32	74
11/24/2017	1.2734%	0.000034887	\$6,108,233,838.10	1.000022	30	71
11/25/2017	1.2734%	0.000034887	\$6,108,233,838.10	1.000022	30	71
11/26/2017	1.2734%	0.000034887	\$6,108,233,838.10	1.000022	30	71
11/27/2017	1.3039%	0.000035722	\$6,099,815,252.58	1.000065	31	80
11/28/2017	1.3101%	0.000035892	\$6,027,454,107.48	1.000074	31	82
11/29/2017	1.3175%	0.000036097	\$5,989,611,971.72	1.000048	32	83
11/30/2017	1.3038%	0.000035721	\$6,037,285,391.70	1.000054	32	81
Average	1.2913%	0.000035378	\$6,047,292,274.15		35	75

Prosperity Bank
Money Market Accounts
November 30, 2017

FUND	DESCRIPTION	BEGINNING BALANCE	DEPOSITS	WITH- DRAWALS	INTEREST	ENDING BALANCE
100	General Operating	33,525,164.80	40,221,103.47	45,336,153.40	32,853.30	28,442,968.17
150	Juvenile Operations	3,839,187.96	13,885.04	1,084,617.37	3,900.28	2,772,355.91
155	Road & Bridge	9,868,851.34	748,483.21	1,391,332.09	11,263.52	9,237,265.98
160	Drainage District	11,170,169.71	16,025.17	707,440.46	12,759.69	10,491,514.11
165	Lateral Road	876,092.76	-	-	1,036.19	877,128.95
170	Statue Restoration	4,361.25	-	-	5.16	4,366.41
175	City Water Assistance	25,625.24	208.00	441.00	29.92	25,422.16
185	Entex Contributions	4.42	-	-	0.01	4.43
190	H L & P Assistance	112,101.37	-	6,171.21	129.66	106,059.82
195	County Law Library	1,252,486.99	25,356.84	76,386.02	1,451.86	1,202,909.67
200	Law Enforcement Academy	518,776.66	70.00	32,565.84	583.95	486,864.77
360	Law Enforcement Training	173,344.27	-	-	205.02	173,549.29
215	Library Donations	113,742.04	1,562.94	2,742.83	134.11	112,696.26
225	FBC Asset Forfeiture-Task-State	471,777.47	14,426.47	8,919.73	557.54	477,841.75
235	Probate Court Training	102,553.58	985.00	-	121.84	103,660.42
245	Alert Program-Juvenile	52,253.56	-	-	61.80	52,315.36
255	D A Asset Forfeiture-Fed.	52.40	-	-	0.06	52.46
265	Gus George Memorial	4,753.28	-	-	5.62	4,758.90
275	D A Special Fund Run	18,110.94	-	-	21.42	18,132.36
280	Co.Atty.Supplemental Salary	236,741.26	-	4,693.16	276.92	232,325.02
290	VIT Interest (Tax Coll)	19,915.31	2,367.82	-	24.86	22,307.99
300	FBC Elections	609,864.96	-	14,043.72	717.09	596,538.33
305	FBC Asset Forfeiture-Task-Fed.	17,940.65	9,598.18	1,067.20	26.04	26,497.67
310	Sheriff Ofc/Forfeiture-Assets-St.	518,668.71	916.48	35,000.00	593.40	485,178.59
315	Sheriff Ofc/Forfeiture-Assets-Fed.	359,917.64	2,196.99	910.00	425.86	361,630.49
320	Constable Pct. 2 F/A	22.75	-	-	0.03	22.78
322	Constable Pct 3 F/A	948.48	-	-	1.12	949.60
324	Constable Pct 1 F/A	1,188.81	-	-	1.41	1,190.22
335	DA Asset Forfeiture-State	270,715.17	262.20	7,212.22	316.36	264,081.51
810	Toll Road Operations	22,918,425.58	65,794.06	621,847.37	26,696.47	22,389,068.74
390	Child Protective Service IV-E	52,065.30	-	17,930.37	46.21	34,181.14
402	Hope 3 Program Sales	5,540.28	-	-	6.55	5,546.83

Prosperity Bank
Money Market Accounts
November 30, 2017

410	Child Support IVD Reimb.	263,042.88	-	-	311.11	263,353.99
415	Local Law Enf.Block Grant	14,685.41	-	-	17.37	14,702.78
440	Supervision	2,486,950.45	302,010.98	676,414.53	2,773.29	2,115,320.19
205	Surface Water Supply Corp.	7,882.20	-	-	9.32	7,891.52
TREA	Treasurer's Account	986,672.20	4,253,795.54	2,303,060.03	2,626.30	2,940,034.01
INVE	FBC Investment Account	0.84	-	0.84	-	-
850M	Boon-Chapman Medical	1,548,166.67	4,009,014.50	3,197,634.18	1,538.19	2,361,085.18
850D	Boon-Chapman Dental	1,049,932.21	750,000.00	154,154.16	1,655.31	1,647,433.36
882	Boon-Chapman 125	129,130.34	54,979.17	37,875.81	154.76	146,388.46
884	Fee Officer's Account	1,142,058.10	1,855,908.50	1,793,021.25	-	1,204,945.35
912	JP Credit Card Processing	46,768.79	267,758.79	147,080.25	114.31	167,561.64
908	EMS Credit Card Processing	9,538.21	4,723.64	11,087.76	6.94	3,181.03
600/605	Debt Service Account	7,234,494.83	62,641.28	500.00	8,583.72	7,305,219.83
GAS	FBC Fuel Account (Susser)	6.83	37,532.87	6.83	1.48	37,534.35
332	Fire Marshal St. Ass't. Forfeiture	664.73	-	-	0.79	665.52
JE04	JP #4 E-Filing	512.27	6,157.50	2,849.52	2.30	3,822.55
DACC	D A Credit Card Processing	717.80	1,800.56	2,036.58	0.82	482.60
PTCC	Public Transportation Credit Cards	109.76	1,749.50	997.40	0.48	862.34
CSCC	CSCD Credit Card	116,018.03	115,739.49	134,129.84	85.86	97,713.54
LBCC	Library Credit Card	1,845.03	9,492.23	6,974.34	3.02	4,365.94
JUCC	Juvenile Credit Card	126.19	3,519.50	3,320.49	1.89	327.09
815	Grand Pkwy Toll Road Ops	6,560,393.37	3,241,306.92	2,312,003.93	8,536.50	7,498,232.86
145	Emergency Svc Dist 100	4,266,486.35	-	-	5,046.15	4,271,532.50
130	Assistant Dist Number 1	17,173,657.95	394,566.94	1,500.00	20,637.77	17,587,362.66
131	Assistant Dist Number 2	740,434.90	158,110.47	1,100.00	1,005.99	898,451.36
133	Assistant Dist Number 4	730,667.60	21,378.21	425.00	881.64	752,502.45
134	Assistant Dist Number 5	132,776.42	6,431.22	425.00	162.11	138,944.75
805	Grand Pkwy Toll RD Rev Bond	3,236,244.04	-	235,714.40	3,623.19	3,004,152.83
206	Industrial Development Corp	102,517.90	-	-	121.25	102,639.15
135	Assistant Dist Number 6	2,403,803.43	162,284.67	2,400.00	2,976.02	2,566,664.12
CCCS	Non Fee Officer CC Clearing Acct	48,839.36	51,694.27	146.16	93.82	100,481.29
801	Sr. Lien Toll Rd Rev Bonds 2014	895.34	-	895.38	0.04	0.00
802	Sr. Lien Toll Rd Rev Bonds 2016	2,986,779.73	24,775,769.31	4,255,413.81	14,902.77	23,522,038.00

Prosperity Bank
Money Market Accounts
November 30, 2017

JPMT	Juror Payments	9,813.20	76,780.00	78,765.20	14.40	7,842.40
	Engineering Permitting E-Check	9,610.61	570.00	10.61	11.76	10,181.76
207	FBC Historical Commission	3,126.82	-	445.00	3.54	2,685.36
208	East FBC Development	-	-	-	-	-
742	Facilities Bonds 2016	15,374,968.97	-	2,822,172.94	17,003.76	12,569,799.79
744	Mobility Bonds 2016	15,676,160.44	59,345.58	2,714,894.11	17,666.60	13,038,278.51
746	Jail Energy Efficiency Project	4,952,733.13	-	30,687.87	5,834.00	4,927,879.26
748	Mobility Bonds 2017	3,791,115.55	-	-	4,483.91	3,795,599.46
750	Mission Bend/Four Corners	13,938,612.71	-	657,784.59	16,382.74	13,297,210.86
JE11	JP 1-1 E-Filing	331.02	2,055.75	772.77	0.74	1,614.74
JE12	JP 1-2 E-Filing	501.26	1,449.00	831.26	0.72	1,119.72
JE02	JP 2 E-Filing	3,590.37	10,819.00	6,730.37	3.88	7,682.88
JE03	JP 3 E-Filing	558.49	6,439.25	4,074.74	2.27	2,925.27
752	FBC Westpark Extension	55,214,141.25	-	25,050,795.22	51,690.23	30,215,036.26
806	Grand Parkway Toll Rd Authority	264,743.54	-	-	313.12	265,056.66
	Total	249,804,192.46	81,829,066.51	95,998,606.16	283,539.45	235,918,192.26

Investment Report

Ft. Bend County

12/01/17 - 12/31/17

This report summarizes the investment position of Ft. Bend County for the period 12/01/17 to 12/31/17.

	11/30/17	12/31/17
Book Value	303,063,731.78	334,698,927.48
Market Value	302,873,907.23	334,518,131.73
Par Value	303,062,222.23	334,697,771.73
Change in Market Value		8,675.00
Weighted Average Maturity (in Days)	30	25
Weighted Average Yield-to-Maturity of Portfolio	1.3448%	1.5133%
Yield-to-Maturity of 90 Day T-Bill	0.0000%	0.0000%
Accrued Interest		26,766.11

This report is presented in accordance with the Texas Government Code Title 10 Section 2256.023. The below signed hereby certify that, to the best of their knowledge on the date this report was created, Ft. Bend County is in compliance with the provisions of Government Code 2256 and with the stated policies and strategies of Ft. Bend County.



Director of Finance & Investments

2-12-18

Date



County Treasurer

2/13/2018

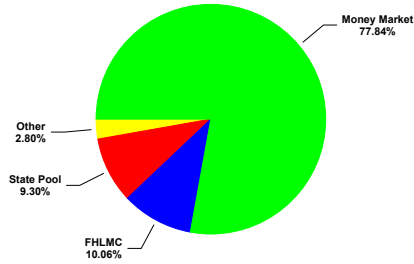
Date

Investment Report

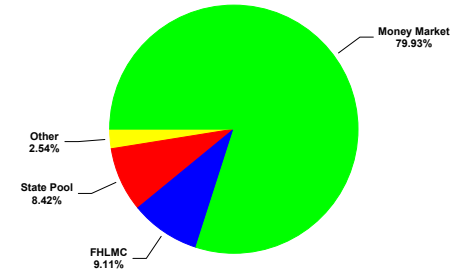
Ft. Bend County

12/01/17 - 12/31/17

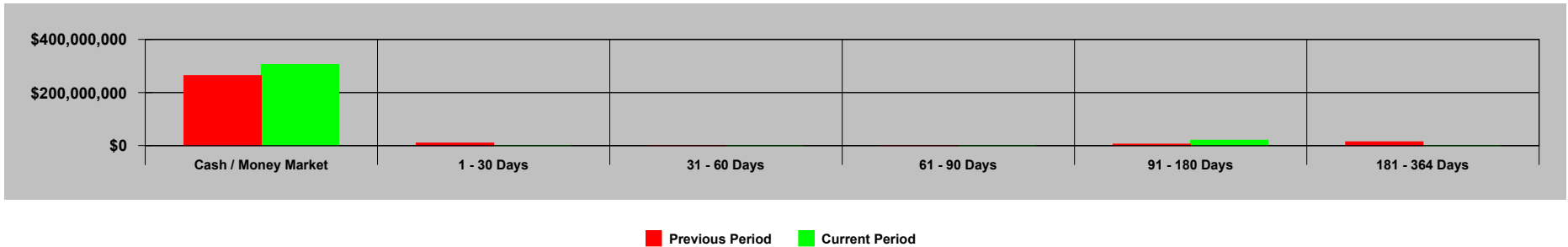
Portfolio Composition - 11/30/17



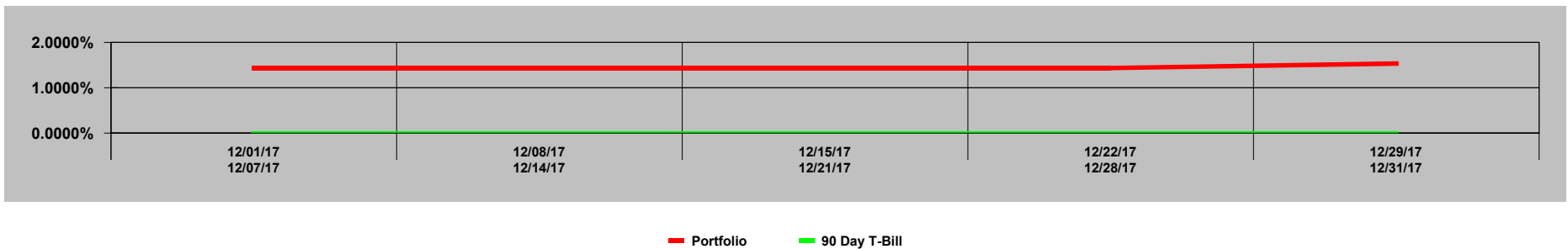
Portfolio Composition - 12/31/17



Maturity Aging - 11/30/17 vs 12/31/17



Portfolio Performance - 12/01/17 to 12/31/17



GASB 31 Compliance Ft. Bend County

Effective Interest - Actual Life
Receipts in Period
12/01/17 - 12/31/17

CUSIP	Invest Number	Security Description	Purchase Date	Sale Date	Valuation Method	Yield Earned	Price 12/01/17	Source	Beginning Unit Price	Par Value On 12/01/17	Reported Value 12/01/17	Purchase Cost	Sales Proceeds	Ending Unit Price	Par Value On 12/31/17	Price Source 12/31/17	Reported Value 12/31/17	Change in Fair Value	Interest	Net Investment Income
3137EAEA3	16-0001	FHLMC 0.75 04/09/18	06/29/16	Open	Fair Value	1.3495	FTI	0.997660	6,000,000.00	5,985,960.00	0.00	0.00	0.998160	6,000,000.00	FTI	5,988,960.00	3,000.00	3,750.00	6,750.00	
3134G9H42	16-0002	FHLMC 0.70 12/29/17	06/30/16	Open	Fair Value	1.1886	FTI	0.999620	10,000,000.00	9,996,200.00	0.00	0.00	1.000000	10,000,000.00		10,000,000.00	3,800.00	5,444.44	9,244.44	
3134G9G76	16-0003	FHLMC 0.80 06/29/18	06/30/16	Open	Fair Value	0.9200	FTI	0.995600	14,500,000.00	14,436,200.00	0.00	0.00	0.995700	14,500,000.00	FTI	14,437,650.00	1,450.00	9,666.67	11,116.67	
3133EGJX4	16-0004	FFCB 1.08 07/05/19	07/05/16	Open	Fair Value	1.1381	FTI	0.987450	8,500,000.00	8,393,325.00	0.00	0.00	0.987500	8,500,000.00	FTI	8,393,750.00	425.00	7,905.00	8,330.00	
Prosperity-Money Market Accts.	AR-0009	Money Market	11/30/03	Open	Fair Value	1.5484	Manual	1.000000	235,918,192.26	235,918,192.26	0.00	-31,602,119.93	1.000000	267,520,312.19	Manual	267,520,312.19	0.00	311,584.83	311,584.83	
MB02-MBIA General	AR-0015	State Pool	11/01/08	Open	Fair Value	1.4033	Manual	1.000000	7,551,130.50	7,551,130.50	0.00	-9,000.06	1.000000	7,560,130.56	Manual	7,560,130.56	0.00	9,000.06	9,000.06	
MB03-MBIA Road & Bridge	AR-0016	State Pool	11/01/08	Open	Fair Value	1.4033	Manual	1.000000	51,093.54	51,093.54	0.00	-60.90	1.000000	51,154.44	Manual	51,154.44	0.00	60.90	60.90	
MB04-MBIA Drainage	AR-0017	State Pool	11/01/08	Open	Fair Value	1.4033	Manual	1.000000	732,981.82	732,981.82	0.00	-873.64	1.000000	733,855.46	Manual	733,855.46	0.00	873.64	873.64	
MB06-MBIA Toll Rd. Operations	AR-0019	State Pool	11/01/08	Open	Fair Value	1.4033	Manual	1.000000	8,401,761.52	8,401,761.52	0.00	-10,013.92	1.000000	8,411,775.44	Manual	8,411,775.44	0.00	10,013.92	10,013.92	
TT00-TX TERM General	AR-0022	State Pool	11/01/08	Open	Fair Value	1.2094	Manual	1.000000	1,022.20	1,022.20	0.00	-1.05	1.000000	1,023.25	Manual	1,023.25	0.00	1.05	1.05	
TT02-TX TERM Toll Rd. Operation	AR-0024	State Pool	11/01/08	Open	Fair Value	1.2108	Manual	1.000000	1,021.04	1,021.04	0.00	-1.05	1.000000	1,022.09	Manual	1,022.09	0.00	1.05	1.05	
TT04-TX TERM Road & Bridge	AR-0026	State Pool	11/01/08	Open	Fair Value	1.2130	Manual	1.000000	1,019.17	1,019.17	0.00	-1.05	1.000000	1,020.22	Manual	1,020.22	0.00	1.05	1.05	
TT05-TX TERM Drainage	AR-0027	State Pool	11/01/08	Open	Fair Value	1.2188	Manual	1.000000	338.11	338.11	0.00	-0.35	1.000000	338.46	Manual	338.46	0.00	0.35	0.35	
LOG1-Logic- General	AR-0028	State Pool	11/10/08	Open	Fair Value	1.3783	Manual	1.000000	5,382,302.22	5,382,302.22	0.00	-6,300.85	1.000000	5,388,603.07	Manual	5,388,603.07	0.00	6,300.85	6,300.85	
LOG2-Logic-Toll Rd.Operations	AR-0029	State Pool	11/10/08	Open	Fair Value	1.3904	Manual	1.000000	1,033.11	1,033.11	0.00	-1.22	1.000000	1,034.33	Manual	1,034.33	0.00	1.22	1.22	
LOG5-Logic-Drainage	AR-0032	State Pool	11/10/08	Open	Fair Value	1.3991	Manual	1.000000	1,026.64	1,026.64	0.00	-1.22	1.000000	1,027.86	Manual	1,027.86	0.00	1.22	1.22	
LOG8-Logic-Road & Bridge	AR-0035	State Pool	11/10/08	Open	Fair Value	1.3986	Manual	1.000000	1,027.06	1,027.06	0.00	-1.22	1.000000	1,028.28	Manual	1,028.28	0.00	1.22	1.22	
MB12-MBIA ESD 100 AGREEMENT	AR-0041	State Pool	08/31/16	Open	Fair Value	1.4033	Manual	1.000000	935,339.57	935,339.57	0.00	-1,114.82	1.000000	936,454.39	Manual	936,454.39	0.00	1,114.82	1,114.82	
MB13-MBIA ASSISTANCE DIST #1	AR-0042	State Pool	08/31/16	Open	Fair Value	1.4032	Manual	1.000000	86,440.70	86,440.70	0.00	-103.02	1.000000	86,543.72	Manual	86,543.72	0.00	103.02	103.02	
MB14-MBIA GR PARKWAY OPERATIONS	AR-0043	State Pool	08/31/16	Open	Fair Value	1.4033	Manual	1.000000	4,583,899.84	4,583,899.84	0.00	-5,463.46	1.000000	4,589,363.30	Manual	4,589,363.30	0.00	5,463.46	5,463.46	
MB15-FACILITIES BONDS 2016	AR-0044	State Pool	08/31/16	Open	Fair Value	1.4032	Manual	1.000000	225,039.45	225,039.45	0.00	-268.20	1.000000	225,307.65	Manual	225,307.65	0.00	268.20	268.20	
MB16-MOBILITY BONDS 2016	AR-0045	State Pool	08/31/16	Open	Fair Value	1.4033	Manual	1.000000	187,553.48	187,553.48	0.00	-223.54	1.000000	187,777.02	Manual	187,777.02	0.00	223.54	223.54	
MB17 - SR LIEN BOND 2016	AR-0046	State Pool	12/09/16	Open	Fair Value	0.0000	Manual	0.000000	0.00	0.00	0.00	0.00	0.000000	0.00	Manual	0.00	0.00	0.00	0.00	
Investment Total						1.4785		0.999379	303,062,222.23	302,873,907.23	0.00	-31,635,549.50	0.999463	334,697,771.73		334,518,131.73	8,675.00	371,780.51	380,455.51	

Portfolio Position

Ft. Bend County

Effective Interest - Actual Life
Receipts in Period
12/01/17 - 12/31/17

CUSIP	Invest Number	Security Description	Purchase Date	Call Date	Par Value On 12/01/17	Par Value On 12/31/17	Market Val On 12/01/17	Market Val On 12/31/17	Purchase Cost	Sales Proceeds	Original Princ/Cost	Amor Value On 12/01/17	Amor Value On 12/31/17
130 - Assistance Dist #1													
State Pool													
MB13-MBIA ASSISTANCE DIST #1	AR-0042	State Pool	08/31/16	Open	<u>86,440.70</u>	<u>86,543.72</u>	<u>86,440.70</u>	<u>86,543.72</u>	<u>0.00</u>	<u>0.00</u>	<u>10,000,000.00</u>	<u>86,440.70</u>	<u>86,543.72</u>
State Pool Total					<u>86,440.70</u>	<u>86,543.72</u>	<u>86,440.70</u>	<u>86,543.72</u>	<u>0.00</u>	<u>0.00</u>	<u>10,000,000.00</u>	<u>86,440.70</u>	<u>86,543.72</u>
130 - Assistance Dist #1 Total					<u>86,440.70</u>	<u>86,543.72</u>	<u>86,440.70</u>	<u>86,543.72</u>	<u>0.00</u>	<u>0.00</u>	<u>10,000,000.00</u>	<u>86,440.70</u>	<u>86,543.72</u>
145 - ESD 100 Agreement													
State Pool													
MB12-MBIA ESD 100 AGREEMENT	AR-0041	State Pool	08/31/16	Open	<u>935,339.57</u>	<u>936,454.39</u>	<u>935,339.57</u>	<u>936,454.39</u>	<u>0.00</u>	<u>0.00</u>	<u>3,900,000.00</u>	<u>935,339.57</u>	<u>936,454.39</u>
State Pool Total					<u>935,339.57</u>	<u>936,454.39</u>	<u>935,339.57</u>	<u>936,454.39</u>	<u>0.00</u>	<u>0.00</u>	<u>3,900,000.00</u>	<u>935,339.57</u>	<u>936,454.39</u>
145 - ESD 100 Agreement Total					<u>935,339.57</u>	<u>936,454.39</u>	<u>935,339.57</u>	<u>936,454.39</u>	<u>0.00</u>	<u>0.00</u>	<u>3,900,000.00</u>	<u>935,339.57</u>	<u>936,454.39</u>
810 - FBC Toll Road Operations													
State Pool													
TT02-TX TERM Toll Rd. Operation	AR-0024	State Pool	11/01/08	Open	<u>0.00</u>	<u>0.00</u>	<u>0.00</u>	<u>0.00</u>	<u>0.00</u>	<u>0.00</u>	<u>0.00</u>	<u>0.00</u>	<u>0.00</u>
State Pool Total					<u>0.00</u>	<u>0.00</u>	<u>0.00</u>	<u>0.00</u>	<u>0.00</u>	<u>0.00</u>	<u>0.00</u>	<u>0.00</u>	<u>0.00</u>
810 - FBC Toll Road Operations Total					<u>0.00</u>	<u>0.00</u>	<u>0.00</u>	<u>0.00</u>	<u>0.00</u>	<u>0.00</u>	<u>0.00</u>	<u>0.00</u>	<u>0.00</u>
742 - Facilities Bond Projects 2016													
State Pool													
MB15-FACILITIES BONDS 2016	AR-0044	State Pool	08/31/16	Open	<u>225,039.45</u>	<u>225,307.65</u>	<u>225,039.45</u>	<u>225,307.65</u>	<u>0.00</u>	<u>0.00</u>	<u>30,000,000.00</u>	<u>225,039.45</u>	<u>225,307.65</u>
State Pool Total					<u>225,039.45</u>	<u>225,307.65</u>	<u>225,039.45</u>	<u>225,307.65</u>	<u>0.00</u>	<u>0.00</u>	<u>30,000,000.00</u>	<u>225,039.45</u>	<u>225,307.65</u>
742 - Facilities Bond Projects 2016 Total					<u>225,039.45</u>	<u>225,307.65</u>	<u>225,039.45</u>	<u>225,307.65</u>	<u>0.00</u>	<u>0.00</u>	<u>30,000,000.00</u>	<u>225,039.45</u>	<u>225,307.65</u>
815 - Grand Parkway Operations													
State Pool													
MB14-MBIA GR PARKWAY OPERATIONS	AR-0043	State Pool	08/31/16	Open	<u>4,583,899.84</u>	<u>4,589,363.30</u>	<u>4,583,899.84</u>	<u>4,589,363.30</u>	<u>0.00</u>	<u>0.00</u>	<u>8,500,000.00</u>	<u>4,583,899.84</u>	<u>4,589,363.30</u>
State Pool Total					<u>4,583,899.84</u>	<u>4,589,363.30</u>	<u>4,583,899.84</u>	<u>4,589,363.30</u>	<u>0.00</u>	<u>0.00</u>	<u>8,500,000.00</u>	<u>4,583,899.84</u>	<u>4,589,363.30</u>
815 - Grand Parkway Operations Total					<u>4,583,899.84</u>	<u>4,589,363.30</u>	<u>4,583,899.84</u>	<u>4,589,363.30</u>	<u>0.00</u>	<u>0.00</u>	<u>8,500,000.00</u>	<u>4,583,899.84</u>	<u>4,589,363.30</u>
LOG5 - LOGIC DRAINAGE													
State Pool													
LOG5-Logic-Drainage	AR-0032	State Pool	11/10/08	Open	<u>1,026.64</u>	<u>1,027.86</u>	<u>1,026.64</u>	<u>1,027.86</u>	<u>0.00</u>	<u>0.00</u>	<u>500,000.00</u>	<u>1,026.64</u>	<u>1,027.86</u>
State Pool Total					<u>1,026.64</u>	<u>1,027.86</u>	<u>1,026.64</u>	<u>1,027.86</u>	<u>0.00</u>	<u>0.00</u>	<u>500,000.00</u>	<u>1,026.64</u>	<u>1,027.86</u>
LOG5 - LOGIC DRAINAGE Total					<u>1,026.64</u>	<u>1,027.86</u>	<u>1,026.64</u>	<u>1,027.86</u>	<u>0.00</u>	<u>0.00</u>	<u>500,000.00</u>	<u>1,026.64</u>	<u>1,027.86</u>
LOG1 - LOGIC GENERAL													
State Pool													
LOG1-Logic-General	AR-0028	State Pool	11/10/08	Open	<u>5,382,302.22</u>	<u>5,388,603.07</u>	<u>5,382,302.22</u>	<u>5,388,603.07</u>	<u>0.00</u>	<u>0.00</u>	<u>10,000,000.00</u>	<u>5,382,302.22</u>	<u>5,388,603.07</u>
State Pool Total					<u>5,382,302.22</u>	<u>5,388,603.07</u>	<u>5,382,302.22</u>	<u>5,388,603.07</u>	<u>0.00</u>	<u>0.00</u>	<u>10,000,000.00</u>	<u>5,382,302.22</u>	<u>5,388,603.07</u>
LOG1 - LOGIC GENERAL Total					<u>5,382,302.22</u>	<u>5,388,603.07</u>	<u>5,382,302.22</u>	<u>5,388,603.07</u>	<u>0.00</u>	<u>0.00</u>	<u>10,000,000.00</u>	<u>5,382,302.22</u>	<u>5,388,603.07</u>
LOG8 - LOGIC ROAD & BRIDGE													
State Pool													
LOG8-Logic-Road & Bridge	AR-0035	State Pool	11/10/08	Open	<u>1,027.06</u>	<u>1,028.28</u>	<u>1,027.06</u>	<u>1,028.28</u>	<u>0.00</u>	<u>0.00</u>	<u>1,000,000.00</u>	<u>1,027.06</u>	<u>1,028.28</u>
State Pool Total					<u>1,027.06</u>	<u>1,028.28</u>	<u>1,027.06</u>	<u>1,028.28</u>	<u>0.00</u>	<u>0.00</u>	<u>1,000,000.00</u>	<u>1,027.06</u>	<u>1,028.28</u>
LOG8 - LOGIC ROAD & BRIDGE Total					<u>1,027.06</u>	<u>1,028.28</u>	<u>1,027.06</u>	<u>1,028.28</u>	<u>0.00</u>	<u>0.00</u>	<u>1,000,000.00</u>	<u>1,027.06</u>	<u>1,028.28</u>
LOG2 - LOGIC TOLL OPERATIONS													
State Pool													
LOG2-Logic-Toll Rd.Operations	AR-0029	State Pool	11/10/08	Open	<u>1,033.11</u>	<u>1,034.33</u>	<u>1,033.11</u>	<u>1,034.33</u>	<u>0.00</u>	<u>0.00</u>	<u>2,000,000.00</u>	<u>1,033.11</u>	<u>1,034.33</u>
State Pool Total					<u>1,033.11</u>	<u>1,034.33</u>	<u>1,033.11</u>	<u>1,034.33</u>	<u>0.00</u>	<u>0.00</u>	<u>2,000,000.00</u>	<u>1,033.11</u>	<u>1,034.33</u>
LOG2 - LOGIC TOLL OPERATIONS Total					<u>1,033.11</u>	<u>1,034.33</u>	<u>1,033.11</u>	<u>1,034.33</u>	<u>0.00</u>	<u>0.00</u>	<u>2,000,000.00</u>	<u>1,033.11</u>	<u>1,034.33</u>
MB04 - MBIA DRAINAGE													
State Pool													
MB04-MBIA Drainage	AR-0017	State Pool	11/01/08	Open	<u>732,981.82</u>	<u>733,855.46</u>	<u>732,981.82</u>	<u>733,855.46</u>	<u>0.00</u>	<u>0.00</u>	<u>1,267,218.21</u>	<u>732,981.82</u>	<u>733,855.46</u>
State Pool Total					<u>732,981.82</u>	<u>733,855.46</u>	<u>732,981.82</u>	<u>733,855.46</u>	<u>0.00</u>	<u>0.00</u>	<u>1,267,218.21</u>	<u>732,981.82</u>	<u>733,855.46</u>

Portfolio Position

Ft. Bend County

Effective Interest - Actual Life

Receipts in Period

12/01/17 - 12/31/17

5

CUSIP	Invest Number	Security Description	Purchase Date	Call Date	Par Value On 12/01/17	Par Value On 12/31/17	Market Val On 12/01/17	Market Val On 12/31/17	Purchase Cost	Sales Proceeds	Original Princ/Cost	Amor Value On 12/01/17	Amor Value On 12/31/17
MB04 - MBIA DRAINAGE Total					<u>732,981.82</u>	<u>733,855.46</u>	<u>732,981.82</u>	<u>733,855.46</u>	<u>0.00</u>	<u>0.00</u>	<u>1,267,218.21</u>	<u>732,981.82</u>	<u>733,855.46</u>
MB02 - MBIA GENERAL													
State Pool													
MB02-MBIA General	AR-0015	State Pool	11/01/08	Open	7,551,130.50	7,560,130.56	7,551,130.50	7,560,130.56	0.00	0.00	17,374,917.83	7,551,130.50	7,560,130.56
State Pool Total					<u>7,551,130.50</u>	<u>7,560,130.56</u>	<u>7,551,130.50</u>	<u>7,560,130.56</u>	<u>0.00</u>	<u>0.00</u>	<u>17,374,917.83</u>	<u>7,551,130.50</u>	<u>7,560,130.56</u>
MB02 - MBIA GENERAL Total					<u>7,551,130.50</u>	<u>7,560,130.56</u>	<u>7,551,130.50</u>	<u>7,560,130.56</u>	<u>0.00</u>	<u>0.00</u>	<u>17,374,917.83</u>	<u>7,551,130.50</u>	<u>7,560,130.56</u>
MB03 - MBIA ROAD & BRIDGE													
State Pool													
MB03-MBIA Road & Bridge	AR-0016	State Pool	11/01/08	Open	51,093.54	51,154.44	51,093.54	51,154.44	0.00	0.00	2,856,438.24	51,093.54	51,154.44
State Pool Total					<u>51,093.54</u>	<u>51,154.44</u>	<u>51,093.54</u>	<u>51,154.44</u>	<u>0.00</u>	<u>0.00</u>	<u>2,856,438.24</u>	<u>51,093.54</u>	<u>51,154.44</u>
MB03 - MBIA ROAD & BRIDGE Total					<u>51,093.54</u>	<u>51,154.44</u>	<u>51,093.54</u>	<u>51,154.44</u>	<u>0.00</u>	<u>0.00</u>	<u>2,856,438.24</u>	<u>51,093.54</u>	<u>51,154.44</u>
MB06 - MBIA TOLL RD OPERATIONS													
State Pool													
MB06-MBIA Toll Rd. Operations	AR-0019	State Pool	11/01/08	Open	8,401,761.52	8,411,775.44	8,401,761.52	8,411,775.44	0.00	0.00	3,143,377.27	8,401,761.52	8,411,775.44
State Pool Total					<u>8,401,761.52</u>	<u>8,411,775.44</u>	<u>8,401,761.52</u>	<u>8,411,775.44</u>	<u>0.00</u>	<u>0.00</u>	<u>3,143,377.27</u>	<u>8,401,761.52</u>	<u>8,411,775.44</u>
MB06 - MBIA TOLL RD OPERATIONS Total					<u>8,401,761.52</u>	<u>8,411,775.44</u>	<u>8,401,761.52</u>	<u>8,411,775.44</u>	<u>0.00</u>	<u>0.00</u>	<u>3,143,377.27</u>	<u>8,401,761.52</u>	<u>8,411,775.44</u>
744 - Mobility Project Bonds 2016													
State Pool													
MB16-MOBILITY BONDS 2016	AR-0045	State Pool	08/31/16	Open	187,553.48	187,777.02	187,553.48	187,777.02	0.00	0.00	30,000,000.00	187,553.48	187,777.02
State Pool Total					<u>187,553.48</u>	<u>187,777.02</u>	<u>187,553.48</u>	<u>187,777.02</u>	<u>0.00</u>	<u>0.00</u>	<u>30,000,000.00</u>	<u>187,553.48</u>	<u>187,777.02</u>
744 - Mobility Project Bonds 2016 Total					<u>187,553.48</u>	<u>187,777.02</u>	<u>187,553.48</u>	<u>187,777.02</u>	<u>0.00</u>	<u>0.00</u>	<u>30,000,000.00</u>	<u>187,553.48</u>	<u>187,777.02</u>
PROS - Prosperity Money Mkt. Accts.													
Money Market													
Prosperity-Money Market Accts.	AR-0009	Money Market	11/30/03	Open	235,918,192.26	267,520,312.19	235,918,192.26	267,520,312.19	0.00	0.00	12,505,577.66	235,918,192.26	267,520,312.19
Money Market Total					<u>235,918,192.26</u>	<u>267,520,312.19</u>	<u>235,918,192.26</u>	<u>267,520,312.19</u>	<u>0.00</u>	<u>0.00</u>	<u>12,505,577.66</u>	<u>235,918,192.26</u>	<u>267,520,312.19</u>
PROS - Prosperity Money Mkt. Accts. Total					<u>235,918,192.26</u>	<u>267,520,312.19</u>	<u>235,918,192.26</u>	<u>267,520,312.19</u>	<u>0.00</u>	<u>0.00</u>	<u>12,505,577.66</u>	<u>235,918,192.26</u>	<u>267,520,312.19</u>
802 - Sr Lien 2016													
State Pool													
MB17 - SR LIEN BOND 2016	AR-0046	State Pool	12/09/16	Open	0.00	0.00	0.00	0.00	0.00	0.00	35,000,000.00	0.00	0.00
State Pool Total					<u>0.00</u>	<u>0.00</u>	<u>0.00</u>	<u>0.00</u>	<u>0.00</u>	<u>0.00</u>	<u>35,000,000.00</u>	<u>0.00</u>	<u>0.00</u>
802 - Sr Lien 2016 Total					<u>0.00</u>	<u>0.00</u>	<u>0.00</u>	<u>0.00</u>	<u>0.00</u>	<u>0.00</u>	<u>35,000,000.00</u>	<u>0.00</u>	<u>0.00</u>
TT05 - TEXAS TERM DRAINAGE													
State Pool													
TT05-TX TERM Drainage	AR-0027	State Pool	11/01/08	Open	338.11	338.46	338.11	338.46	0.00	0.00	109,774.61	338.11	338.46
State Pool Total					<u>338.11</u>	<u>338.46</u>	<u>338.11</u>	<u>338.46</u>	<u>0.00</u>	<u>0.00</u>	<u>109,774.61</u>	<u>338.11</u>	<u>338.46</u>
TT05 - TEXAS TERM DRAINAGE Total					<u>338.11</u>	<u>338.46</u>	<u>338.11</u>	<u>338.46</u>	<u>0.00</u>	<u>0.00</u>	<u>109,774.61</u>	<u>338.11</u>	<u>338.46</u>
TT00 - TEXAS TERM GENERAL													
State Pool													
TT00-TX TERM General	AR-0022	State Pool	11/01/08	Open	1,022.20	1,023.25	1,022.20	1,023.25	0.00	0.00	10,006,437.87	1,022.20	1,023.25
State Pool Total					<u>1,022.20</u>	<u>1,023.25</u>	<u>1,022.20</u>	<u>1,023.25</u>	<u>0.00</u>	<u>0.00</u>	<u>10,006,437.87</u>	<u>1,022.20</u>	<u>1,023.25</u>
TT00 - TEXAS TERM GENERAL Total					<u>1,022.20</u>	<u>1,023.25</u>	<u>1,022.20</u>	<u>1,023.25</u>	<u>0.00</u>	<u>0.00</u>	<u>10,006,437.87</u>	<u>1,022.20</u>	<u>1,023.25</u>
TT04 - TEXAS TERM ROAD & BRIDGE													
State Pool													
TT04-TX TERM Road & Bridge	AR-0026	State Pool	11/01/08	Open	1,019.17	1,020.22	1,019.17	1,020.22	0.00	0.00	10,463.28	1,019.17	1,020.22
State Pool Total					<u>1,019.17</u>	<u>1,020.22</u>	<u>1,019.17</u>	<u>1,020.22</u>	<u>0.00</u>	<u>0.00</u>	<u>10,463.28</u>	<u>1,019.17</u>	<u>1,020.22</u>
TT04 - TEXAS TERM ROAD & BRIDGE Total					<u>1,019.17</u>	<u>1,020.22</u>	<u>1,019.17</u>	<u>1,020.22</u>	<u>0.00</u>	<u>0.00</u>	<u>10,463.28</u>	<u>1,019.17</u>	<u>1,020.22</u>
TT02 - TEXAS TERM TOLL OPERATIONS													
State Pool													
TT02-TX TERM Toll Rd. Operation	AR-0024	State Pool	11/01/08	Open	1,021.04	1,022.09	1,021.04	1,022.09	0.00	0.00	0.00	1,021.04	1,022.09

Portfolio Position

Ft. Bend County

Effective Interest - Actual Life
Receipts in Period
12/01/17 - 12/31/17

CUSIP	Invest Number	Security Description	Purchase Date	Call Date	Par Value On 12/01/17	Par Value On 12/31/17	Market Val On 12/01/17	Market Val On 12/31/17	Purchase Cost	Sales Proceeds	Original Princ/Cost	Amor Value On 12/01/17	Amor Value On 12/31/17
State Pool Total					<u>1,021.04</u>	<u>1,022.09</u>	<u>1,021.04</u>	<u>1,022.09</u>	<u>0.00</u>	<u>0.00</u>	<u>0.00</u>	<u>1,021.04</u>	<u>1,022.09</u>
TT02 - TEXAS TERM TOLL OPERATIONS Total					<u>1,021.04</u>	<u>1,022.09</u>	<u>1,021.04</u>	<u>1,022.09</u>	<u>0.00</u>	<u>0.00</u>	<u>0.00</u>	<u>1,021.04</u>	<u>1,022.09</u>
09 - Temporary Holding													
FFCB													
3133EGJX4	16-0004	FFCB 1.08 07/05/19	07/05/16	Open	8,500,000.00	8,500,000.00	8,393,325.00	8,393,750.00	0.00	0.00	8,500,000.00	8,500,000.00	8,500,000.00
FFCB Total					<u>8,500,000.00</u>	<u>8,500,000.00</u>	<u>8,393,325.00</u>	<u>8,393,750.00</u>	<u>0.00</u>	<u>0.00</u>	<u>8,500,000.00</u>	<u>8,500,000.00</u>	<u>8,500,000.00</u>
FHLMC													
3134G9G76	16-0003	FHLMC 0.80 06/29/18	06/30/16	Open	14,500,000.00	14,500,000.00	14,436,200.00	14,437,650.00	0.00	0.00	14,500,000.00	14,500,000.00	14,500,000.00
3134G9H42	16-0002	FHLMC 0.70 12/29/17	06/30/16	Open	10,000,000.00	10,000,000.00	9,996,200.00	10,000,000.00	0.00	0.00	10,000,000.00	10,000,000.00	10,000,000.00
3137EAEA3	16-0001	FHLMC 0.75 04/09/18	06/29/16	Open	6,000,000.00	6,000,000.00	5,985,960.00	5,988,960.00	0.00	0.00	6,007,505.28	6,001,509.55	6,001,155.75
FHLMC Total					<u>30,500,000.00</u>	<u>30,500,000.00</u>	<u>30,418,360.00</u>	<u>30,426,610.00</u>	<u>0.00</u>	<u>0.00</u>	<u>30,507,505.28</u>	<u>30,501,509.55</u>	<u>30,501,155.75</u>
Money Market													
Prosperity-Money Market Accts.	AR-0009	Money Market	11/30/03	Open	0.00	0.00	0.00	0.00	0.00	0.00	0.00	0.00	0.00
Money Market Total					<u>0.00</u>	<u>0.00</u>	<u>0.00</u>	<u>0.00</u>	<u>0.00</u>	<u>0.00</u>	<u>0.00</u>	<u>0.00</u>	<u>0.00</u>
09 - Temporary Holding Total					<u>39,000,000.00</u>	<u>39,000,000.00</u>	<u>38,811,685.00</u>	<u>38,820,360.00</u>	<u>0.00</u>	<u>0.00</u>	<u>39,007,505.28</u>	<u>39,001,509.55</u>	<u>39,001,155.75</u>
Combined Port													
FFCB													
3133EGJX4	16-0004	FFCB 1.08 07/05/19	07/05/16	Open	8,500,000.00	8,500,000.00	8,393,325.00	8,393,750.00	0.00	0.00	8,500,000.00	8,500,000.00	8,500,000.00
FFCB Total					<u>8,500,000.00</u>	<u>8,500,000.00</u>	<u>8,393,325.00</u>	<u>8,393,750.00</u>	<u>0.00</u>	<u>0.00</u>	<u>8,500,000.00</u>	<u>8,500,000.00</u>	<u>8,500,000.00</u>
FHLMC													
3134G9G76	16-0003	FHLMC 0.80 06/29/18	06/30/16	Open	14,500,000.00	14,500,000.00	14,436,200.00	14,437,650.00	0.00	0.00	14,500,000.00	14,500,000.00	14,500,000.00
3134G9H42	16-0002	FHLMC 0.70 12/29/17	06/30/16	Open	10,000,000.00	10,000,000.00	9,996,200.00	10,000,000.00	0.00	0.00	10,000,000.00	10,000,000.00	10,000,000.00
3137EAEA3	16-0001	FHLMC 0.75 04/09/18	06/29/16	Open	6,000,000.00	6,000,000.00	5,985,960.00	5,988,960.00	0.00	0.00	6,007,505.28	6,001,509.55	6,001,155.75
FHLMC Total					<u>30,500,000.00</u>	<u>30,500,000.00</u>	<u>30,418,360.00</u>	<u>30,426,610.00</u>	<u>0.00</u>	<u>0.00</u>	<u>30,507,505.28</u>	<u>30,501,509.55</u>	<u>30,501,155.75</u>
Money Market													
Prosperity-Money Market Accts.	AR-0009	Money Market	11/30/03	Open	235,918,192.26	267,520,312.19	235,918,192.26	267,520,312.19	0.00	0.00	12,505,577.66	235,918,192.26	267,520,312.19
Money Market Total					<u>235,918,192.26</u>	<u>267,520,312.19</u>	<u>235,918,192.26</u>	<u>267,520,312.19</u>	<u>0.00</u>	<u>0.00</u>	<u>12,505,577.66</u>	<u>235,918,192.26</u>	<u>267,520,312.19</u>
State Pool													
LOG1-Logic- General	AR-0028	State Pool	11/10/08	Open	5,382,302.22	5,388,603.07	5,382,302.22	5,388,603.07	0.00	0.00	10,000,000.00	5,382,302.22	5,388,603.07
LOG2-Logic-Toll Rd.Operations	AR-0029	State Pool	11/10/08	Open	1,033.11	1,034.33	1,033.11	1,034.33	0.00	0.00	2,000,000.00	1,033.11	1,034.33
LOG5-Logic-Drainage	AR-0032	State Pool	11/10/08	Open	1,026.64	1,027.86	1,026.64	1,027.86	0.00	0.00	500,000.00	1,026.64	1,027.86
LOG8-Logic-Road & Bridge	AR-0035	State Pool	11/10/08	Open	1,027.06	1,028.28	1,027.06	1,028.28	0.00	0.00	1,000,000.00	1,027.06	1,028.28
MB02-MBIA General	AR-0015	State Pool	11/01/08	Open	7,551,130.50	7,560,130.56	7,551,130.50	7,560,130.56	0.00	0.00	17,374,917.83	7,551,130.50	7,560,130.56
MB03-MBIA Road & Bridge	AR-0016	State Pool	11/01/08	Open	51,093.54	51,154.44	51,093.54	51,154.44	0.00	0.00	2,856,438.24	51,093.54	51,154.44
MB04-MBIA Drainage	AR-0017	State Pool	11/01/08	Open	732,981.82	733,855.46	732,981.82	733,855.46	0.00	0.00	1,267,218.21	732,981.82	733,855.46
MB06-MBIA Toll Rd. Operations	AR-0019	State Pool	11/01/08	Open	8,401,761.52	8,411,775.44	8,401,761.52	8,411,775.44	0.00	0.00	3,143,377.27	8,401,761.52	8,411,775.44
MB12-MBIA ESD 100 AGREEMENT	AR-0041	State Pool	08/31/16	Open	935,339.57	936,454.39	935,339.57	936,454.39	0.00	0.00	3,900,000.00	935,339.57	936,454.39
MB13-MBIA ASSISTANCE DIST #1	AR-0042	State Pool	08/31/16	Open	86,440.70	86,543.72	86,440.70	86,543.72	0.00	0.00	10,000,000.00	86,440.70	86,543.72
MB14-MBIA GR PARKWAY OPERATIONS	AR-0043	State Pool	08/31/16	Open	4,583,899.84	4,589,363.30	4,583,899.84	4,589,363.30	0.00	0.00	8,500,000.00	4,583,899.84	4,589,363.30
MB15-FACILITIES BONDS 2016	AR-0044	State Pool	08/31/16	Open	225,039.45	225,307.65	225,039.45	225,307.65	0.00	0.00	30,000,000.00	225,039.45	225,307.65
MB16-MOBILITY BONDS 2016	AR-0045	State Pool	08/31/16	Open	187,553.48	187,777.02	187,553.48	187,777.02	0.00	0.00	30,000,000.00	187,553.48	187,777.02
MB17 - SR LIEN BOND 2016	AR-0046	State Pool	12/09/16	Open	0.00	0.00	0.00	0.00	0.00	0.00	35,000,000.00	0.00	0.00
TT00-TX TERM General	AR-0022	State Pool	11/01/08	Open	1,022.20	1,023.25	1,022.20	1,023.25	0.00	0.00	10,006,437.87	1,022.20	1,023.25
TT02-TX TERM Toll Rd. Operation	AR-0024	State Pool	11/01/08	Open	1,021.04	1,022.09	1,021.04	1,022.09	0.00	0.00	0.00	1,021.04	1,022.09
TT04-TX TERM Road & Bridge	AR-0026	State Pool	11/01/08	Open	1,019.17	1,020.22	1,019.17	1,020.22	0.00	0.00	10,463.28	1,019.17	1,020.22
TT05-TX TERM Drainage	AR-0027	State Pool	11/01/08	Open	338.11	338.46	338.11	338.46	0.00	0.00	109,774.61	338.11	338.46
State Pool Total					<u>28,144,029.97</u>	<u>28,177,459.54</u>	<u>28,144,029.97</u>	<u>28,177,459.54</u>	<u>0.00</u>	<u>0.00</u>	<u>165,668,627.31</u>	<u>28,144,029.97</u>	<u>28,177,459.54</u>
Combined Port Total					<u>303,062,222.23</u>	<u>334,697,771.73</u>	<u>302,873,907.23</u>	<u>334,518,131.73</u>	<u>0.00</u>	<u>0.00</u>	<u>217,181,710.25</u>	<u>303,063,731.78</u>	<u>334,698,927.48</u>

Earnings and Yields Summary

Ft. Bend County

Effective Interest - Actual Life

Receipts in Period

12/01/17 - 12/31/17

7

Security Description	12/01/17 12/07/17	12/08/17 12/14/17	12/15/17 12/21/17	12/22/17 12/28/17	12/29/17 12/31/17	12/01/17 12/31/17
Combined Port						
FFCB	1,785.00	1,785.00	1,785.00	1,785.00	765.00	7,905.00
FHLMC	4,409.12	4,409.11	4,409.11	4,409.11	870.86	18,507.31
Money Market	69,776.12	69,776.11	69,776.11	69,776.11	32,480.38	311,584.83
State Pool	<u>7,528.53</u>	<u>7,528.54</u>	<u>7,528.54</u>	<u>7,528.54</u>	<u>3,315.42</u>	<u>33,429.57</u>
Port Total	<u>83,498.77</u>	<u>83,498.76</u>	<u>83,498.76</u>	<u>83,498.76</u>	<u>37,431.66</u>	<u>371,426.71</u>
Combined Port						
FFCB	1.0800	1.0800	1.0800	1.0800	1.0800	1.0800
FHLMC	0.7434	0.7434	0.7434	0.7434	0.7646	0.7444
Money Market	1.5422	1.5422	1.5422	1.5422	1.6035	1.5484
State Pool	<u>1.3948</u>	<u>1.3948</u>	<u>1.3948</u>	<u>1.3948</u>	<u>1.4327</u>	<u>1.3985</u>
Port Total	<u>1.4341</u>	<u>1.4341</u>	<u>1.4341</u>	<u>1.4341</u>	<u>1.5330</u>	<u>1.4434</u>

Maturity Aging
Ft. Bend County
 Effective Interest - Actual Life
 Receipts in Period
 12/31/17

CUSIP	Invest Number	Security Description	Purchase Date	Days to Maturity	Yield Matur
Cash / Money Market					
3134G9H42	16-0002	FHLMC 0.70 12/29/17	06/30/16	0	0.7000
LOG1-Logic- General	AR-0028	State Pool	11/10/08	0	1.3784
LOG2-Logic-Toll Rd.Operations	AR-0029	State Pool	11/10/08	0	1.3784
LOG5-Logic-Drainage	AR-0032	State Pool	11/10/08	0	1.3784
LOG8-Logic-Road & Bridge	AR-0035	State Pool	11/10/08	0	1.3784
MB02-MBIA General	AR-0015	State Pool	11/01/08	0	1.4100
MB03-MBIA Road & Bridge	AR-0016	State Pool	11/01/08	0	1.4100
MB04-MBIA Drainage	AR-0017	State Pool	11/01/08	0	1.4100
MB06-MBIA Toll Rd. Operations	AR-0019	State Pool	11/01/08	0	1.4100
MB12-MBIA ESD 100 AGREEMENT	AR-0041	State Pool	08/31/16	0	1.4100
MB13-MBIA ASSISTANCE DIST #1	AR-0042	State Pool	08/31/16	0	1.4100
MB14-MBIA GR PARKWAY OPERATIONS	AR-0043	State Pool	08/31/16	0	1.4100
MB15-FACILITIES BONDS 2016	AR-0044	State Pool	08/31/16	0	1.4100
MB16-MOBILITY BONDS 2016	AR-0045	State Pool	08/31/16	0	1.4100
MB17 - SR LIEN BOND 2016	AR-0046	State Pool	12/09/16	0	1.2700
Prosperity-Money Market Accts.	AR-0009	Money Market	11/30/03	0	1.5970
TT00-TX TERM General	AR-0022	State Pool	11/01/08	0	1.2100
TT02-TX TERM Toll Rd. Operation	AR-0024	State Pool	11/01/08	0	1.2100
TT04-TX TERM Road & Bridge	AR-0026	State Pool	11/01/08	0	1.2100
TT05-TX TERM Drainage	AR-0027	State Pool	11/01/08	0	1.2100
Cash / Money Market Total				0	1.5786
91 - 180 Days					
3134G9G76	16-0003	FHLMC 0.80 06/29/18	06/30/16	179	0.8000
3137EAEA3	16-0001	FHLMC 0.75 04/09/18	06/29/16	99	0.6790
91 - 180 Days Total				156	0.7646
1 - 4 Years					
3133EGJX4	16-0004	FFCB 1.08 07/05/19	07/05/16	551	1.0800
1 - 4 Years Total				551	1.0800
Investment Total				25	1.5133

Activity Statement
Ft. Bend County
 Effective Interest - Actual Life
 Receipts in Period
 12/01/17 - 12/31/17

Purchase Date	Sale Date	CUSIP	Invest Number	Security Description	Amor Value On 12/01/17	Changes In Principal	Purchase Cost	Sales Proceeds	Purchased Interest	Int/Div Rec In the Perd	Amor Value On 12/31/17
FFCB											
07/05/16	Open	3133EGJX4	16-0004	FFCB 1.08 07/05/19	8,500,000.00	0.00	0.00	0.00	0.00	0.00	8,500,000.00
FFCB Total					8,500,000.00	0.00	0.00	0.00	0.00	0.00	8,500,000.00
FHLMC											
06/29/16	Open	3137EAEA3	16-0001	FHLMC 0.75 04/09/18	6,001,509.55	0.00	0.00	0.00	0.00	0.00	6,001,155.75
06/30/16	Open	3134G9H42	16-0002	FHLMC 0.70 12/29/17	10,000,000.00	0.00	0.00	0.00	0.00	0.00	10,000,000.00
06/30/16	Open	3134G9G76	16-0003	FHLMC 0.80 06/29/18	14,500,000.00	0.00	0.00	0.00	0.00	0.00	14,500,000.00
FHLMC Total					30,501,509.55	0.00	0.00	0.00	0.00	0.00	30,501,155.75
Money Market											
11/30/03	Open	Prosperity-Money Market Accts.	AR-0009	Money Market	235,918,192.26	31,602,119.93	0.00	0.00	0.00	311,584.83	267,520,312.19
Money Market Total					235,918,192.26	31,602,119.93	0.00	0.00	0.00	311,584.83	267,520,312.19
State Pool											
11/01/08	Open	MB02-MBIA General	AR-0015	State Pool	7,551,130.50	9,000.06	0.00	0.00	0.00	9,000.06	7,560,130.56
11/01/08	Open	MB03-MBIA Road & Bridge	AR-0016	State Pool	51,093.54	60.90	0.00	0.00	0.00	60.90	51,154.44
11/01/08	Open	MB04-MBIA Drainage	AR-0017	State Pool	732,981.82	873.64	0.00	0.00	0.00	873.64	733,855.46
11/01/08	Open	MB06-MBIA Toll Rd. Operations	AR-0019	State Pool	8,401,761.52	10,013.92	0.00	0.00	0.00	10,013.92	8,411,775.44
11/01/08	Open	TT00-TX TERM General	AR-0022	State Pool	1,022.20	1.05	0.00	0.00	0.00	1.05	1,023.25
11/01/08	Open	TT02-TX TERM Toll Rd. Operation	AR-0024	State Pool	1,021.04	1.05	0.00	0.00	0.00	1.05	1,022.09
11/01/08	Open	TT04-TX TERM Road & Bridge	AR-0026	State Pool	1,019.17	1.05	0.00	0.00	0.00	1.05	1,020.22
11/01/08	Open	TT05-TX TERM Drainage	AR-0027	State Pool	338.11	0.35	0.00	0.00	0.00	0.35	338.46
11/10/08	Open	LOG1-Logic- General	AR-0028	State Pool	5,382,302.22	6,300.85	0.00	0.00	0.00	6,300.85	5,388,603.07
11/10/08	Open	LOG2-Logic-Toll Rd.Operations	AR-0029	State Pool	1,033.11	1.22	0.00	0.00	0.00	1.22	1,034.33
11/10/08	Open	LOG5-Logic-Drainage	AR-0032	State Pool	1,026.64	1.22	0.00	0.00	0.00	1.22	1,027.86
11/10/08	Open	LOG8-Logic-Road & Bridge	AR-0035	State Pool	1,027.06	1.22	0.00	0.00	0.00	1.22	1,028.28
08/31/16	Open	MB12-MBIA ESD 100 AGREEMENT	AR-0041	State Pool	935,339.57	1,114.82	0.00	0.00	0.00	1,114.82	936,454.39
08/31/16	Open	MB13-MBIA ASSISTANCE DIST #1	AR-0042	State Pool	86,440.70	103.02	0.00	0.00	0.00	103.02	86,543.72
08/31/16	Open	MB14-MBIA GR PARKWAY OPERATIONS	AR-0043	State Pool	4,583,899.84	5,463.46	0.00	0.00	0.00	5,463.46	4,589,363.30
08/31/16	Open	MB15-FACILITIES BONDS 2016	AR-0044	State Pool	225,039.45	268.20	0.00	0.00	0.00	268.20	225,307.65
08/31/16	Open	MB16-MOBILITY BONDS 2016	AR-0045	State Pool	187,553.48	223.54	0.00	0.00	0.00	223.54	187,777.02
12/09/16	Open	MB17 - SR LIEN BOND 2016	AR-0046	State Pool	0.00	0.00	0.00	0.00	0.00	0.00	0.00
State Pool Total					28,144,029.97	33,429.57	0.00	0.00	0.00	33,429.57	28,177,459.54
Investment Total					303,063,731.78	31,635,549.50	0.00	0.00	0.00	345,014.40	334,698,927.48

Interest Accrual
Ft. Bend County
Effective Interest - Actual Life
Receipts in Period
12/01/17 - 12/31/17

CUSIP	Invest Number	Security Description	Purchase Date	Sale Date	Yield Earned	Ending Par Val/Shares	Ending Amor Val/Cost	Purchased Interest	Int/Div Rec In the Perd	Int/Div Accrued In the Perd	PTD Purch Received	Int/Div Rec Purch/Date	Int/Div Accrued Purch/Date
09 - Temporary Holding													
FFCB													
3133EGJX4	16-0004	FFCB 1.08 07/05/19	07/05/16	Open	<u>1.0800</u>	<u>8,500,000.00</u>	<u>8,500,000.00</u>	<u>0.00</u>	<u>0.00</u>	<u>7,905.00</u>	<u>0.00</u>	<u>0.00</u>	<u>138,975.00</u>
FFCB Total					1.0800	8,500,000.00	8,500,000.00	0.00	0.00	7,905.00	0.00	0.00	138,975.00
FHLMC													
3134G9H42	16-0002	FHLMC 0.70 12/29/17	06/30/16	Open	0.7000	10,000,000.00	10,000,000.00	0.00	0.00	5,444.44	0.00	0.00	104,805.56
3137EAEA3	16-0001	FHLMC 0.75 04/09/18	06/29/16	Open	0.6790	6,000,000.00	6,001,155.75	0.00	0.00	3,750.00	0.00	0.00	67,750.00
3134G9G76	16-0003	FHLMC 0.80 06/29/18	06/30/16	Open	0.8000	14,500,000.00	14,500,000.00	0.00	0.00	9,666.67	0.00	0.00	174,322.22
FHLMC Total					0.7444	30,500,000.00	30,501,155.75	0.00	0.00	18,861.11	0.00	0.00	346,877.78
Money Market													
Prosperity-Money Market Accts.			AR-0009	Money Market	11/30/03	Open	0.0000	0.00	0.00	0.00	0.00	0.00	0.00
Money Market Total					0.0000	0.00	0.00	0.00	0.00	0.00	0.00	0.00	0.00
09 - Temporary Holding Total					0.8207	39,000,000.00	39,001,155.75	0.00	0.00	26,766.11	0.00	0.00	485,852.78
130 - Assistance Dist #1													
State Pool													
MB13-MBIA ASSISTANCE DIST #1			AR-0042	State Pool	08/31/16	Open	1.4032	86,543.72	86,543.72	0.00	103.02	0.00	0.00
State Pool Total					1.4032	86,543.72	86,543.72	0.00	103.02	0.00	0.00	86,543.72	0.00
130 - Assistance Dist #1 Total					1.4032	86,543.72	86,543.72	0.00	103.02	0.00	0.00	86,543.72	0.00
145 - ESD 100 Agreement													
State Pool													
MB12-MBIA ESD 100 AGREEMENT			AR-0041	State Pool	08/31/16	Open	1.4033	936,454.39	936,454.39	0.00	1,114.82	0.00	0.00
State Pool Total					1.4033	936,454.39	936,454.39	0.00	1,114.82	0.00	0.00	36,454.39	0.00
145 - ESD 100 Agreement Total					1.4033	936,454.39	936,454.39	0.00	1,114.82	0.00	0.00	36,454.39	0.00
742 - Facilities Bond Projects 2016													
State Pool													
MB15-FACILITIES BONDS 2016			AR-0044	State Pool	08/31/16	Open	1.4032	225,307.65	225,307.65	0.00	268.20	0.00	0.00
State Pool Total					1.4032	225,307.65	225,307.65	0.00	268.20	0.00	0.00	225,288.32	0.00
742 - Facilities Bond Projects 2016 Total					1.4032	225,307.65	225,307.65	0.00	268.20	0.00	0.00	225,288.32	0.00
744 - Mobility Project Bonds 2016													
State Pool													
MB16-MOBILITY BONDS 2016			AR-0045	State Pool	08/31/16	Open	1.4033	187,777.02	187,777.02	0.00	223.54	0.00	0.00
State Pool Total					1.4033	187,777.02	187,777.02	0.00	223.54	0.00	0.00	187,777.02	0.00
744 - Mobility Project Bonds 2016 Total					1.4033	187,777.02	187,777.02	0.00	223.54	0.00	0.00	187,777.02	0.00
802 - Sr Lien 2016													
State Pool													
MB17 - SR LIEN BOND 2016			AR-0046	State Pool	12/09/16	Open	0.0000	0.00	0.00	0.00	0.00	0.00	150,741.04
State Pool Total					0.0000	0.00	0.00	0.00	0.00	0.00	0.00	150,741.04	0.00
802 - Sr Lien 2016 Total					0.0000	0.00	0.00	0.00	0.00	0.00	0.00	150,741.04	0.00
810 - FBC Toll Road Operations													
State Pool													
TT02-TX TERM Toll Rd. Operation			AR-0024	State Pool	11/01/08	Open	0.0000	0.00	0.00	0.00	0.00	0.00	0.00
State Pool Total					0.0000	0.00	0.00	0.00	0.00	0.00	0.00	0.00	0.00
810 - FBC Toll Road Operations Total					0.0000	0.00	0.00	0.00	0.00	0.00	0.00	0.00	0.00
815 - Grand Parkway Operations													
State Pool													
MB14-MBIA GR PARKWAY OPERATIONS			AR-0043	State Pool	08/31/16	Open	1.4033	4,589,363.30	4,589,363.30	0.00	5,463.46	0.00	0.00
815 - Grand Parkway Operations Total					1.4033	4,589,363.30	4,589,363.30	0.00	5,463.46	0.00	0.00	89,357.82	0.00

Interest Accrual
Ft. Bend County
Effective Interest - Actual Life
Receipts in Period
12/01/17 - 12/31/17

11

CUSIP	Invest Number	Security Description	Purchase Date	Sale Date	Yield Earned	Ending Par Val/Shares	Ending Amor Val/Cost	Purchased Interest	Int/Div Rec In the Perd	Int/Div Accrued In the Perd	PTD Purch Received	Int/Div Rec Purch/Date	Int/Div Accrued Purch/Date
State Pool Total					<u>1.4033</u>	<u>4,589,363.30</u>	<u>4,589,363.30</u>	<u>0.00</u>	<u>5,463.46</u>	<u>0.00</u>	<u>0.00</u>	<u>89,357.82</u>	<u>0.00</u>
815 - Grand Parkway Operations Total					<u>1.4033</u>	<u>4,589,363.30</u>	<u>4,589,363.30</u>	<u>0.00</u>	<u>5,463.46</u>	<u>0.00</u>	<u>0.00</u>	<u>89,357.82</u>	<u>0.00</u>
LOG1 - LOGIC GENERAL													
State Pool													
LOG1-Logic- General	AR-0028	State Pool	11/10/08	Open	<u>1.3783</u>	<u>5,388,603.07</u>	<u>5,388,603.07</u>	<u>0.00</u>	<u>6,300.85</u>	<u>0.00</u>	<u>0.00</u>	<u>459,036.05</u>	<u>0.00</u>
State Pool Total					<u>1.3783</u>	<u>5,388,603.07</u>	<u>5,388,603.07</u>	<u>0.00</u>	<u>6,300.85</u>	<u>0.00</u>	<u>0.00</u>	<u>459,036.05</u>	<u>0.00</u>
LOG1 - LOGIC GENERAL Total					<u>1.3783</u>	<u>5,388,603.07</u>	<u>5,388,603.07</u>	<u>0.00</u>	<u>6,300.85</u>	<u>0.00</u>	<u>0.00</u>	<u>459,036.05</u>	<u>0.00</u>
LOG2 - LOGIC TOLL OPERATIONS													
State Pool													
LOG2-Logic-Toll Rd.Operations	AR-0029	State Pool	11/10/08	Open	<u>1.3904</u>	<u>1,034.33</u>	<u>1,034.33</u>	<u>0.00</u>	<u>1.22</u>	<u>0.00</u>	<u>0.00</u>	<u>62,365.41</u>	<u>0.00</u>
State Pool Total					<u>1.3904</u>	<u>1,034.33</u>	<u>1,034.33</u>	<u>0.00</u>	<u>1.22</u>	<u>0.00</u>	<u>0.00</u>	<u>62,365.41</u>	<u>0.00</u>
LOG2 - LOGIC TOLL OPERATIONS Total					<u>1.3904</u>	<u>1,034.33</u>	<u>1,034.33</u>	<u>0.00</u>	<u>1.22</u>	<u>0.00</u>	<u>0.00</u>	<u>62,365.41</u>	<u>0.00</u>
LOG5 - LOGIC DRAINAGE													
State Pool													
LOG5-Logic-Drainage	AR-0032	State Pool	11/10/08	Open	<u>1.3991</u>	<u>1,027.86</u>	<u>1,027.86</u>	<u>0.00</u>	<u>1.22</u>	<u>0.00</u>	<u>0.00</u>	<u>3,271.63</u>	<u>0.00</u>
State Pool Total					<u>1.3991</u>	<u>1,027.86</u>	<u>1,027.86</u>	<u>0.00</u>	<u>1.22</u>	<u>0.00</u>	<u>0.00</u>	<u>3,271.63</u>	<u>0.00</u>
LOG5 - LOGIC DRAINAGE Total					<u>1.3991</u>	<u>1,027.86</u>	<u>1,027.86</u>	<u>0.00</u>	<u>1.22</u>	<u>0.00</u>	<u>0.00</u>	<u>3,271.63</u>	<u>0.00</u>
LOG8 - LOGIC ROAD & BRIDGE													
State Pool													
LOG8-Logic-Road & Bridge	AR-0035	State Pool	11/10/08	Open	<u>1.3986</u>	<u>1,028.28</u>	<u>1,028.28</u>	<u>0.00</u>	<u>1.22</u>	<u>0.00</u>	<u>0.00</u>	<u>6,515.80</u>	<u>0.00</u>
State Pool Total					<u>1.3986</u>	<u>1,028.28</u>	<u>1,028.28</u>	<u>0.00</u>	<u>1.22</u>	<u>0.00</u>	<u>0.00</u>	<u>6,515.80</u>	<u>0.00</u>
LOG8 - LOGIC ROAD & BRIDGE Total					<u>1.3986</u>	<u>1,028.28</u>	<u>1,028.28</u>	<u>0.00</u>	<u>1.22</u>	<u>0.00</u>	<u>0.00</u>	<u>6,515.80</u>	<u>0.00</u>
MB02 - MBIA GENERAL													
State Pool													
MB02-MBIA General	AR-0015	State Pool	11/01/08	Open	<u>1.4033</u>	<u>7,560,130.56</u>	<u>7,560,130.56</u>	<u>0.00</u>	<u>9,000.06</u>	<u>0.00</u>	<u>0.00</u>	<u>289,480.93</u>	<u>0.00</u>
State Pool Total					<u>1.4033</u>	<u>7,560,130.56</u>	<u>7,560,130.56</u>	<u>0.00</u>	<u>9,000.06</u>	<u>0.00</u>	<u>0.00</u>	<u>289,480.93</u>	<u>0.00</u>
MB02 - MBIA GENERAL Total					<u>1.4033</u>	<u>7,560,130.56</u>	<u>7,560,130.56</u>	<u>0.00</u>	<u>9,000.06</u>	<u>0.00</u>	<u>0.00</u>	<u>289,480.93</u>	<u>0.00</u>
MB03 - MBIA ROAD & BRIDGE													
State Pool													
MB03-MBIA Road & Bridge	AR-0016	State Pool	11/01/08	Open	<u>1.4033</u>	<u>51,154.44</u>	<u>51,154.44</u>	<u>0.00</u>	<u>60.90</u>	<u>0.00</u>	<u>0.00</u>	<u>91,893.59</u>	<u>0.00</u>
State Pool Total					<u>1.4033</u>	<u>51,154.44</u>	<u>51,154.44</u>	<u>0.00</u>	<u>60.90</u>	<u>0.00</u>	<u>0.00</u>	<u>91,893.59</u>	<u>0.00</u>
MB03 - MBIA ROAD & BRIDGE Total					<u>1.4033</u>	<u>51,154.44</u>	<u>51,154.44</u>	<u>0.00</u>	<u>60.90</u>	<u>0.00</u>	<u>0.00</u>	<u>91,893.59</u>	<u>0.00</u>
MB04 - MBIA DRAINAGE													
State Pool													
MB04-MBIA Drainage	AR-0017	State Pool	11/01/08	Open	<u>1.4033</u>	<u>733,855.46</u>	<u>733,855.46</u>	<u>0.00</u>	<u>873.64</u>	<u>0.00</u>	<u>0.00</u>	<u>91,183.37</u>	<u>0.00</u>
State Pool Total					<u>1.4033</u>	<u>733,855.46</u>	<u>733,855.46</u>	<u>0.00</u>	<u>873.64</u>	<u>0.00</u>	<u>0.00</u>	<u>91,183.37</u>	<u>0.00</u>
MB04 - MBIA DRAINAGE Total					<u>1.4033</u>	<u>733,855.46</u>	<u>733,855.46</u>	<u>0.00</u>	<u>873.64</u>	<u>0.00</u>	<u>0.00</u>	<u>91,183.37</u>	<u>0.00</u>
MB06 - MBIA TOLL RD OPERATIONS													
State Pool													
MB06-MBIA Toll Rd. Operations	AR-0019	State Pool	11/01/08	Open	<u>1.4033</u>	<u>8,411,775.44</u>	<u>8,411,775.44</u>	<u>0.00</u>	<u>10,013.92</u>	<u>0.00</u>	<u>0.00</u>	<u>127,712.24</u>	<u>0.00</u>
State Pool Total					<u>1.4033</u>	<u>8,411,775.44</u>	<u>8,411,775.44</u>	<u>0.00</u>	<u>10,013.92</u>	<u>0.00</u>	<u>0.00</u>	<u>127,712.24</u>	<u>0.00</u>
MB06 - MBIA TOLL RD OPERATIONS Total					<u>1.4033</u>	<u>8,411,775.44</u>	<u>8,411,775.44</u>	<u>0.00</u>	<u>10,013.92</u>	<u>0.00</u>	<u>0.00</u>	<u>127,712.24</u>	<u>0.00</u>
PROS - Prosperity Money Mkt. Accts.													
Money Market													
Prosperity-Money Market Accts.	AR-0009	Money Market	11/30/03	Open	<u>1.5484</u>	<u>267,520,312.19</u>	<u>267,520,312.19</u>	<u>0.00</u>	<u>311,584.83</u>	<u>0.00</u>	<u>0.00</u>	<u>27,791,997.77</u>	<u>0.00</u>
Money Market Total					<u>1.5484</u>	<u>267,520,312.19</u>	<u>267,520,312.19</u>	<u>0.00</u>	<u>311,584.83</u>	<u>0.00</u>	<u>0.00</u>	<u>27,791,997.77</u>	<u>0.00</u>

Interest Accrual
Ft. Bend County
Effective Interest - Actual Life
Receipts in Period
12/01/17 - 12/31/17

12

CUSIP	Invest Number	Security Description	Purchase Date	Sale Date	Yield Earned	Ending Par Val/Shares	Ending Amor Val/Cost	Purchased Interest	Int/Div Rec In the Perd	Int/Div Accrued In the Perd	PTD Purch Received	Int/Div Rec Purch/Date	Int/Div Accrued Purch/Date
PROS - Prosperity Money Mkt. Accts. Total					<u>1.5484</u>	<u>267,520,312.19</u>	<u>267,520,312.19</u>	<u>0.00</u>	<u>311,584.83</u>	<u>0.00</u>	<u>0.00</u>	<u>27,791,997.77</u>	<u>0.00</u>
TT00 - TEXAS TERM GENERAL													
State Pool													
TT00-TX TERM General	AR-0022	State Pool	11/01/08	Open	<u>1.2094</u>	<u>1,023.25</u>	<u>1,023.25</u>	<u>0.00</u>	<u>1.05</u>	<u>0.00</u>	<u>0.00</u>	<u>21,408.02</u>	<u>0.00</u>
State Pool Total					<u>1.2094</u>	<u>1,023.25</u>	<u>1,023.25</u>	<u>0.00</u>	<u>1.05</u>	<u>0.00</u>	<u>0.00</u>	<u>21,408.02</u>	<u>0.00</u>
TT00 - TEXAS TERM GENERAL Total					<u>1.2094</u>	<u>1,023.25</u>	<u>1,023.25</u>	<u>0.00</u>	<u>1.05</u>	<u>0.00</u>	<u>0.00</u>	<u>21,408.02</u>	<u>0.00</u>
TT02 - TEXAS TERM TOLL OPERATIONS													
State Pool													
TT02-TX TERM Toll Rd. Operation	AR-0024	State Pool	11/01/08	Open	<u>1.2108</u>	<u>1,022.09</u>	<u>1,022.09</u>	<u>0.00</u>	<u>1.05</u>	<u>0.00</u>	<u>0.00</u>	<u>17,951.99</u>	<u>0.00</u>
State Pool Total					<u>1.2108</u>	<u>1,022.09</u>	<u>1,022.09</u>	<u>0.00</u>	<u>1.05</u>	<u>0.00</u>	<u>0.00</u>	<u>17,951.99</u>	<u>0.00</u>
TT02 - TEXAS TERM TOLL OPERATIONS Total					<u>1.2108</u>	<u>1,022.09</u>	<u>1,022.09</u>	<u>0.00</u>	<u>1.05</u>	<u>0.00</u>	<u>0.00</u>	<u>17,951.99</u>	<u>0.00</u>
TT04 - TEXAS TERM ROAD & BRIDGE													
State Pool													
TT04-TX TERM Road & Bridge	AR-0026	State Pool	11/01/08	Open	<u>1.2130</u>	<u>1,020.22</u>	<u>1,020.22</u>	<u>0.00</u>	<u>1.05</u>	<u>0.00</u>	<u>0.00</u>	<u>8,227.50</u>	<u>0.00</u>
State Pool Total					<u>1.2130</u>	<u>1,020.22</u>	<u>1,020.22</u>	<u>0.00</u>	<u>1.05</u>	<u>0.00</u>	<u>0.00</u>	<u>8,227.50</u>	<u>0.00</u>
TT04 - TEXAS TERM ROAD & BRIDGE Total					<u>1.2130</u>	<u>1,020.22</u>	<u>1,020.22</u>	<u>0.00</u>	<u>1.05</u>	<u>0.00</u>	<u>0.00</u>	<u>8,227.50</u>	<u>0.00</u>
TT05 - TEXAS TERM DRAINAGE													
State Pool													
TT05-TX TERM Drainage	AR-0027	State Pool	11/01/08	Open	<u>1.2188</u>	<u>338.46</u>	<u>338.46</u>	<u>0.00</u>	<u>0.35</u>	<u>0.00</u>	<u>0.00</u>	<u>5,017.73</u>	<u>0.00</u>
State Pool Total					<u>1.2188</u>	<u>338.46</u>	<u>338.46</u>	<u>0.00</u>	<u>0.35</u>	<u>0.00</u>	<u>0.00</u>	<u>5,017.73</u>	<u>0.00</u>
TT05 - TEXAS TERM DRAINAGE Total					<u>1.2188</u>	<u>338.46</u>	<u>338.46</u>	<u>0.00</u>	<u>0.35</u>	<u>0.00</u>	<u>0.00</u>	<u>5,017.73</u>	<u>0.00</u>

Premium/Discount Amortization

Ft. Bend County

Effective Interest - Actual Life
Receipts in Period
12/01/17 - 12/31/17

13

CUSIP	Invest Number	Security Description	Purchase Date	Amortiz Date	Yield Earned	Beginning Par Val/Shares	Beginning Unamor Val/Cost	Premium Discount	Ending Par Val/Shares	Ending Amor Val/Cost	Unamor Prem/Dscnt	Amortization In the Perd	Amortization Purch/Date
FFCB													
3133EGJX4	16-0004	FFCB 1.08 07/05/19	07/05/16	07/05/19	<u>1.0800</u>	<u>8,500,000.00</u>	<u>8,500,000.00</u>	<u>0.00</u>	<u>8,500,000.00</u>	<u>8,500,000.00</u>	<u>0.00</u>	<u>0.00</u>	<u>0.00</u>
FFCB Total					<u>1.0800</u>	<u>8,500,000.00</u>	<u>8,500,000.00</u>	<u>0.00</u>	<u>8,500,000.00</u>	<u>8,500,000.00</u>	<u>0.00</u>	<u>0.00</u>	<u>0.00</u>
FHLMC													
3134G9H42	16-0002	FHLMC 0.70 12/29/17	06/30/16	12/29/17	0.7000	10,000,000.00	10,000,000.00	0.00	10,000,000.00	10,000,000.00	0.00	0.00	0.00
3137EAEA3	16-0001	FHLMC 0.75 04/09/18	06/29/16	04/09/18	0.6790	6,000,000.00	6,007,505.28	-7,505.28	6,000,000.00	6,001,155.75	-1,155.75	-353.80	-6,349.53
3134G9G76	16-0003	FHLMC 0.80 06/29/18	06/30/16	06/29/18	<u>0.8000</u>	<u>14,500,000.00</u>	<u>14,500,000.00</u>	<u>0.00</u>	<u>14,500,000.00</u>	<u>14,500,000.00</u>	<u>0.00</u>	<u>0.00</u>	<u>0.00</u>
FHLMC Total					<u>0.7444</u>	<u>30,500,000.00</u>	<u>30,507,505.28</u>	<u>-7,505.28</u>	<u>30,500,000.00</u>	<u>30,501,155.75</u>	<u>-1,155.75</u>	<u>-353.80</u>	<u>-6,349.53</u>
Money Market													
Prosperity-Money Market Accts.	AR-0009	Money Market	11/30/03	Open	1.5484	235,918,192.26	235,918,192.26	0.00	267,520,312.19	267,520,312.19	0.00	0.00	0.00
Money Market Total					<u>1.5484</u>	<u>235,918,192.26</u>	<u>235,918,192.26</u>	<u>0.00</u>	<u>267,520,312.19</u>	<u>267,520,312.19</u>	<u>0.00</u>	<u>0.00</u>	<u>0.00</u>
State Pool													
MB02-MBIA General	AR-0015	State Pool	11/01/08	Open	1.4033	7,551,130.50	7,551,130.50	0.00	7,560,130.56	7,560,130.56	0.00	0.00	0.00
MB03-MBIA Road & Bridge	AR-0016	State Pool	11/01/08	Open	1.4033	51,093.54	51,093.54	0.00	51,154.44	51,154.44	0.00	0.00	0.00
MB04-MBIA Drainage	AR-0017	State Pool	11/01/08	Open	1.4033	732,981.82	732,981.82	0.00	733,855.46	733,855.46	0.00	0.00	0.00
MB06-MBIA Toll Rd. Operations	AR-0019	State Pool	11/01/08	Open	1.4033	8,401,761.52	8,401,761.52	0.00	8,411,775.44	8,411,775.44	0.00	0.00	0.00
TT00-TX TERM General	AR-0022	State Pool	11/01/08	Open	1.2094	1,022.20	1,022.20	0.00	1,023.25	1,023.25	0.00	0.00	0.00
TT02-TX TERM Toll Rd. Operation	AR-0024	State Pool	11/01/08	Open	1.2108	1,021.04	1,021.04	0.00	1,022.09	1,022.09	0.00	0.00	0.00
TT04-TX TERM Road & Bridge	AR-0026	State Pool	11/01/08	Open	1.2130	1,019.17	1,019.17	0.00	1,020.22	1,020.22	0.00	0.00	0.00
TT05-TX TERM Drainage	AR-0027	State Pool	11/01/08	Open	1.2188	338.11	338.11	0.00	338.46	338.46	0.00	0.00	0.00
LOG1-Logic- General	AR-0028	State Pool	11/10/08	Open	1.3783	5,382,302.22	5,382,302.22	0.00	5,388,603.07	5,388,603.07	0.00	0.00	0.00
LOG2-Logic-Toll Rd.Operations	AR-0029	State Pool	11/10/08	Open	1.3904	1,033.11	1,033.11	0.00	1,034.33	1,034.33	0.00	0.00	0.00
LOG5-Logic-Drainage	AR-0032	State Pool	11/10/08	Open	1.3991	1,026.64	1,026.64	0.00	1,027.86	1,027.86	0.00	0.00	0.00
LOG8-Logic-Road & Bridge	AR-0035	State Pool	11/10/08	Open	1.3986	1,027.06	1,027.06	0.00	1,028.28	1,028.28	0.00	0.00	0.00
MB12-MBIA ESD 100 AGREEMENT	AR-0041	State Pool	08/31/16	Open	1.4033	935,339.57	935,339.57	0.00	936,454.39	936,454.39	0.00	0.00	0.00
MB13-MBIA ASSISTANCE DIST #1	AR-0042	State Pool	08/31/16	Open	1.4032	86,440.70	86,440.70	0.00	86,543.72	86,543.72	0.00	0.00	0.00
MB14-MBIA GR PARKWAY OPERATIONS	AR-0043	State Pool	08/31/16	Open	1.4033	4,583,899.84	4,583,899.84	0.00	4,589,363.30	4,589,363.30	0.00	0.00	0.00
MB15-FACILITIES BONDS 2016	AR-0044	State Pool	08/31/16	Open	1.4032	225,039.45	225,039.45	0.00	225,307.65	225,307.65	0.00	0.00	0.00
MB16-MOBILITY BONDS 2016	AR-0045	State Pool	08/31/16	Open	1.4033	187,553.48	187,553.48	0.00	187,777.02	187,777.02	0.00	0.00	0.00
MB17 - SR LIEN BOND 2016	AR-0046	State Pool	12/09/16	Open	0.0000	0.00	0.00	0.00	0.00	0.00	0.00	0.00	0.00
State Pool Total					<u>1.3985</u>	<u>28,144,029.97</u>	<u>28,144,029.97</u>	<u>0.00</u>	<u>28,177,459.54</u>	<u>28,177,459.54</u>	<u>0.00</u>	<u>0.00</u>	<u>0.00</u>
Investment Total					<u>1.4434</u>	<u>303,062,222.23</u>	<u>303,069,727.51</u>	<u>-7,505.28</u>	<u>334,697,771.73</u>	<u>334,698,927.48</u>	<u>-1,155.75</u>	<u>-353.80</u>	<u>-6,349.53</u>

Open Investments

Ft. Bend County

Effective Interest - Actual Life
Receipts in Period
12/31/17

14

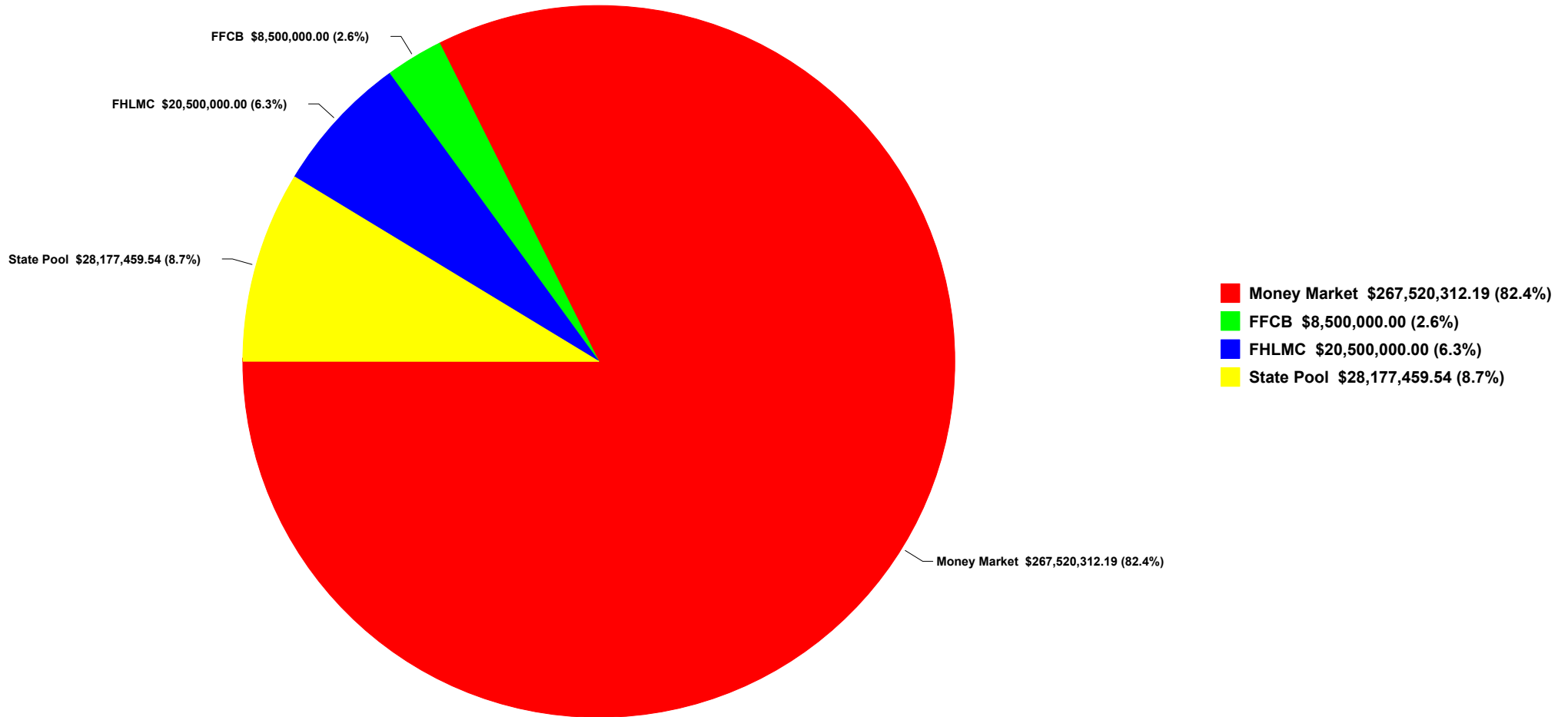
CUSIP	Invest Number	Security Description	Invest Class	Purchase Date	Call Date	Purchase Institut	SafeKeep Institut	Issuing Institut	Yield Matur	Yield Call	Original Unit Cost	Original Par Val/Shares	Original Princ/Cost	Orig Prem Discount	Ending Unit Price	Ending Par Val/Shares	Ending Amor Val/Cost	Ending Prem/Dscnt
FFCB																		
3133EGJX4	16-0004	FFCB 1.08 07/05/19		07/05/16	Open	700	100	None	1.0800	1.0800	1.000000	8,500,000.00	8,500,000.00	0.00	1.000000	8,500,000.00	8,500,000.00	0.00
FFCB Total									<u>1.0800</u>	<u>1.0800</u>	<u>1.000000</u>	<u>8,500,000.00</u>	<u>8,500,000.00</u>	<u>0.00</u>	<u>1.000000</u>	<u>8,500,000.00</u>	<u>8,500,000.00</u>	<u>0.00</u>
FHLMC																		
3137EAEA3	16-0001	FHLMC 0.75 04/09/18		06/29/16	Open	700	100	None	0.6790	0.6790	1.001251	6,000,000.00	6,007,505.28	-7,505.28	1.000193	6,000,000.00	6,001,155.75	-1,155.75
3134G9G76	16-0003	FHLMC 0.80 06/29/18		06/30/16	Open	1200	100	None	0.8000	0.8000	1.000000	14,500,000.00	14,500,000.00	0.00	1.000000	14,500,000.00	14,500,000.00	0.00
FHLMC Total									<u>0.7646</u>	<u>0.7646</u>	<u>1.000366</u>	<u>20,500,000.00</u>	<u>20,507,505.28</u>	<u>-7,505.28</u>	<u>1.000056</u>	<u>20,500,000.00</u>	<u>20,501,155.75</u>	<u>-1,155.75</u>
Money Market																		
Prosperity-Money Market Accts.																		
AR-0009	Money Market			11/30/03	Open	100	None	100	1.5970	1.5970	1.000000	12,505,577.66	12,505,577.66	0.00	1.000000	267,520,312.19	267,520,312.19	0.00
Money Market Total									<u>1.5970</u>	<u>1.5970</u>	<u>1.000000</u>	<u>12,505,577.66</u>	<u>12,505,577.66</u>	<u>0.00</u>	<u>1.000000</u>	<u>267,520,312.19</u>	<u>267,520,312.19</u>	<u>0.00</u>
State Pool																		
MB02-MBIA General	AR-0015	State Pool		11/01/08	Open	2000	None	2000	1.4100	1.4100	1.000000	17,374,917.83	17,374,917.83	0.00	1.000000	7,560,130.56	7,560,130.56	0.00
MB03-MBIA Road & Bridge	AR-0016	State Pool		11/01/08	Open	2000	None	2000	1.4100	1.4100	1.000000	2,856,438.24	2,856,438.24	0.00	1.000000	51,154.44	51,154.44	0.00
MB04-MBIA Drainage	AR-0017	State Pool		11/01/08	Open	2000	None	2000	1.4100	1.4100	1.000000	1,267,218.21	1,267,218.21	0.00	1.000000	733,855.46	733,855.46	0.00
MB06-MBIA Toll Rd. Operations	AR-0019	State Pool		11/01/08	Open	2000	None	2000	1.4100	1.4100	1.000000	3,143,377.27	3,143,377.27	0.00	1.000000	8,411,775.44	8,411,775.44	0.00
TT00-TX TERM General	AR-0022	State Pool		11/01/08	Open	2005	None	2005	1.2100	1.2100	1.000000	10,006,437.87	10,006,437.87	0.00	1.000000	1,023.25	1,023.25	0.00
TT02-TX TERM Toll Rd. Operation	AR-0024	State Pool		11/01/08	Open	2005	None	2005	1.2100	1.2100	0.000000	0.00	0.00	0.00	1.000000	1,022.09	1,022.09	0.00
TT04-TX TERM Road & Bridge	AR-0026	State Pool		11/01/08	Open	2005	None	2005	1.2100	1.2100	1.000000	10,463.28	10,463.28	0.00	1.000000	1,020.22	1,020.22	0.00
TT05-TX TERM Drainage	AR-0027	State Pool		11/01/08	Open	2005	None	2005	1.2100	1.2100	1.000000	109,774.61	109,774.61	0.00	1.000000	338.46	338.46	0.00
LOG1-Logic- General	AR-0028	State Pool		11/10/08	Open	200	None	200	1.3784	1.3784	1.000000	10,000,000.00	10,000,000.00	0.00	1.000000	5,388,603.07	5,388,603.07	0.00
LOG2-Logic-Toll Rd.Operations	AR-0029	State Pool		11/10/08	Open	200	None	200	1.3784	1.3784	1.000000	2,000,000.00	2,000,000.00	0.00	1.000000	1,034.33	1,034.33	0.00
LOG5-Logic-Drainage	AR-0032	State Pool		11/10/08	Open	200	None	200	1.3784	1.3784	1.000000	500,000.00	500,000.00	0.00	1.000000	1,027.86	1,027.86	0.00
LOG8-Logic-Road & Bridge	AR-0035	State Pool		11/10/08	Open	200	None	200	1.3784	1.3784	1.000000	1,000,000.00	1,000,000.00	0.00	1.000000	1,028.28	1,028.28	0.00
MB12-MBIA ESD 100 AGREEMENT	AR-0041	State Pool		08/31/16	Open	2000	None	2000	1.4100	1.4100	1.000000	3,900,000.00	3,900,000.00	0.00	1.000000	936,454.39	936,454.39	0.00
MB13-MBIA ASSISTANCE DIST #1	AR-0042	State Pool		08/31/16	Open	2000	None	2000	1.4100	1.4100	1.000000	10,000,000.00	10,000,000.00	0.00	1.000000	86,543.72	86,543.72	0.00
MB14-MBIA GR PARKWAY OPERATIONS	AR-0043	State Pool		08/31/16	Open	2000	None	2000	1.4100	1.4100	1.000000	8,500,000.00	8,500,000.00	0.00	1.000000	4,589,363.30	4,589,363.30	0.00
MB15-FACILITIES BONDS 2016	AR-0044	State Pool		08/31/16	Open	2000	None	2000	1.4100	1.4100	1.000000	30,000,000.00	30,000,000.00	0.00	1.000000	225,307.65	225,307.65	0.00
MB16-MOBILITY BONDS 2016	AR-0045	State Pool		08/31/16	Open	2000	None	2000	1.4100	1.4100	1.000000	30,000,000.00	30,000,000.00	0.00	1.000000	187,777.02	187,777.02	0.00
MB17 - SR LIEN BOND 2016	AR-0046	State Pool		12/09/16	Open	2000	None	2000	1.2700	1.2700	1.000000	35,000,000.00	35,000,000.00	0.00	0.000000	0.00	0.00	0.00
State Pool Total									<u>1.4039</u>	<u>1.4039</u>	<u>1.000000</u>	<u>165,668,627.31</u>	<u>165,668,627.31</u>	<u>0.00</u>	<u>1.000000</u>	<u>28,177,459.54</u>	<u>28,177,459.54</u>	<u>0.00</u>
Investment Total									<u>1.5133</u>	<u>1.5133</u>	<u>1.000036</u>	<u>207,174,204.97</u>	<u>207,181,710.25</u>	<u>-7,505.28</u>	<u>1.000004</u>	<u>324,697,771.73</u>	<u>324,698,927.48</u>	<u>-1,155.75</u>

Open Investments

Ft. Bend County

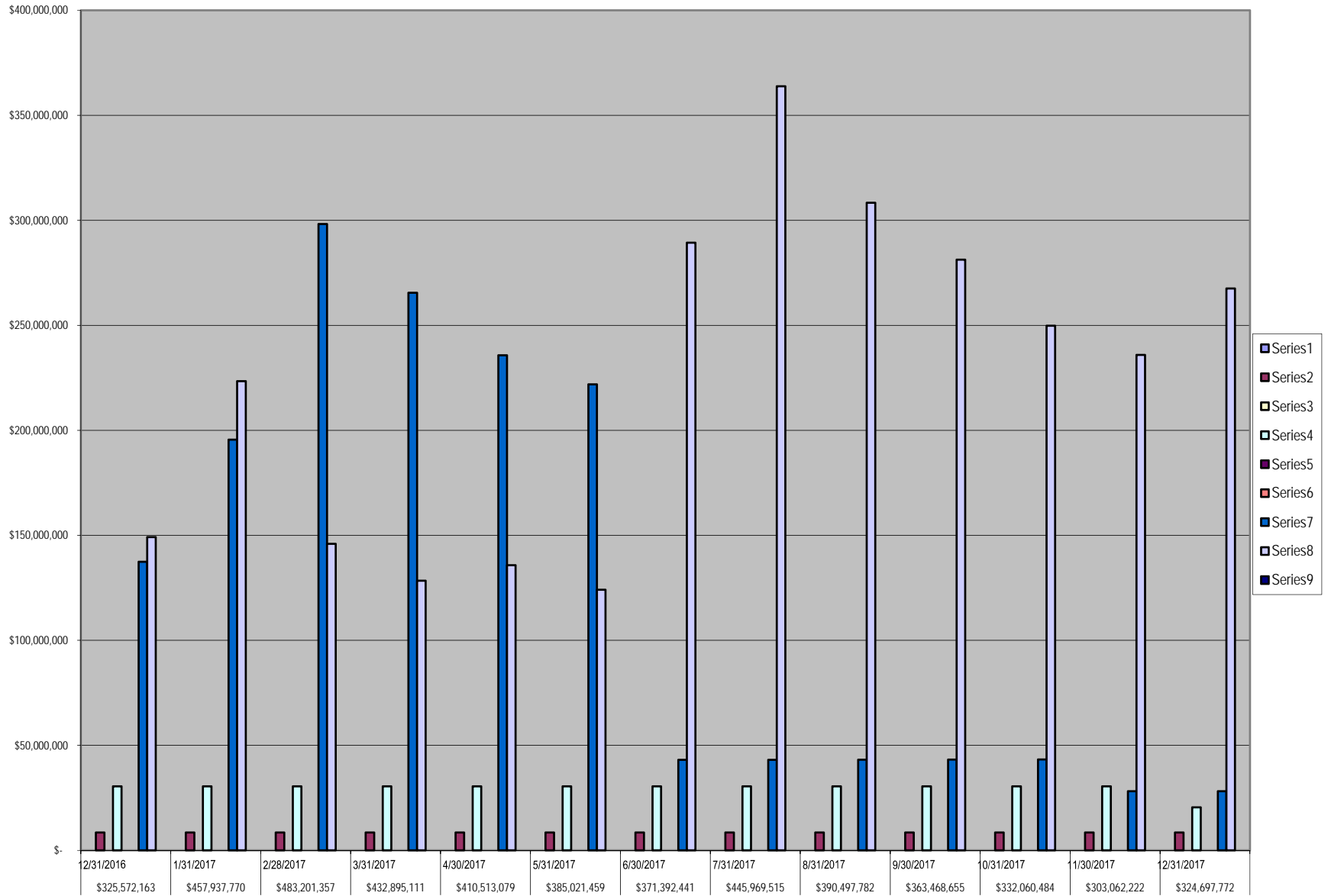
Effective Interest - Actual Life
Receipts in Period
12/31/17

Showing Ending Par Val/Shares: \$324,697,771.73



FBC INVESTMENT TRAILING 12 MONTHS

Open Investments		FARMERS MAC DN	FFCB	FHLB	FHLMC	FNMA	FNMA DISCOUNT NOTE	State Pool	Prosperity Money Market	Prosperity - Invst. Acct.
\$ 325,572,163	12/31/2016	\$ -	\$ 8,500,000	\$ -	\$ 30,505,386	\$ -	\$ -	\$ 137,401,990	\$ 149,164,787	\$ -
\$ 457,937,770	1/31/2017	\$ -	\$ 8,500,000	\$ -	\$ 30,505,035	\$ -	\$ -	\$ 195,548,001	\$ 223,384,734	\$ -
\$ 483,201,357	2/28/2017	\$ -	\$ 8,500,000	\$ -	\$ 30,504,684	\$ -	\$ -	\$ 298,250,107	\$ 145,946,566	\$ -
\$ 432,895,111	3/31/2017	\$ -	\$ 8,500,000	\$ -	\$ 30,504,332	\$ -	\$ -	\$ 265,491,332	\$ 128,399,447	\$ -
\$ 410,513,079	4/30/2017	\$ -	\$ 8,500,000	\$ -	\$ 30,503,980	\$ -	\$ -	\$ 235,712,333	\$ 135,796,767	\$ -
\$ 385,021,459	5/31/2017	\$ -	\$ 8,500,000	\$ -	\$ 30,503,627	\$ -	\$ -	\$ 221,919,910	\$ 124,097,921	\$ -
\$ 371,392,441	6/30/2017	\$ -	\$ 8,500,000	\$ -	\$ 30,503,275	\$ -	\$ -	\$ 43,074,829	\$ 289,314,337	\$ -
\$ 445,969,515	7/31/2017	\$ -	\$ 8,500,000	\$ -	\$ 30,502,922	\$ -	\$ -	\$ 43,119,051	\$ 363,847,542	\$ -
\$ 390,497,782	8/31/2017	\$ -	\$ 8,500,000	\$ -	\$ 30,502,569	\$ -	\$ -	\$ 43,164,659	\$ 308,330,554	\$ -
\$ 363,468,655	9/30/2017	\$ -	\$ 8,500,000	\$ -	\$ 30,502,217	\$ -	\$ -	\$ 43,209,454	\$ 281,256,984	\$ -
\$ 332,060,484	10/31/2017	\$ -	\$ 8,500,000	\$ -	\$ 30,500,000	\$ -	\$ -	\$ 43,256,292	\$ 249,804,192	\$ -
\$ 303,062,222	11/30/2017	\$ -	\$ 8,500,000	\$ -	\$ 30,500,000	\$ -	\$ -	\$ 28,144,030	\$ 235,918,192	\$ -
\$ 324,697,772	12/31/2017	\$ -	\$ 8,500,000	\$ -	\$ 20,500,000	\$ -	\$ -	\$ 28,177,460	\$ 267,520,312	\$ -



Wendt, Sandra

From: Laura Turner (111) <Laura.Turner@prosperitybankusa.com>
Sent: Monday, December 4, 2017 8:15 AM
To: Brogdon, Jennifer; Segura, Maria; Elster, Melissa; Schultz, Patsy; Wendt, Sandra
Subject: December interest rate

In accordance to the Depository bid, the variable interest rate for the month of December will reflect the change in the 91 day T-bill rate. The 91 day T-bill investment rate is 1.307%. Rate paid will be 1.597% (1.307% + .29) on the General Fund and all other accounts.



WORLD SERIES CHAMPS!!!

Laura Turner

Assistant Vice President

Lending Assistant

Prosperity Bank

Sugar Land Banking Center

14060 Southwest Freeway

Sugar Land, TX 77478

Phone: 281-269-7200

Direct: 281-269-7254

Fax: 281-269-7108

Email: laura.turner@prosperitybankusa.com

NYSE: PB



Handy information should the need arise.....

281-242-4762 Fastline

1.866.985.2273 To Activate & Pin your Debit Card

1.800.684.2132 Report your card Lost/Stolen ATM/Debit Card

1.800.531.1401 Customer Service Center Mon-->Fri. 7am-7pm & Sat. 9am-5pm (can also assist with debit card issues).



Daily Rates

December 2017

TXCLASS

AVERAGE MONTHLY YIELD: 1.41%

Date	Dividend Rate	Daily Yield
01-Dec-17	0.000036030	1.32%
02-Dec-17	0.000036030	1.32%
03-Dec-17	0.000036030	1.32%
04-Dec-17	0.000036134	1.32%
05-Dec-17	0.000036156	1.32%
06-Dec-17	0.000036466	1.33%
07-Dec-17	0.000036650	1.34%
08-Dec-17	0.000036651	1.34%
09-Dec-17	0.000036651	1.34%
10-Dec-17	0.000036651	1.34%
11-Dec-17	0.000037067	1.36%
12-Dec-17	0.000037400	1.37%
13-Dec-17	0.000037400	1.37%
14-Dec-17	0.000038496	1.41%
15-Dec-17	0.000038720	1.42%
16-Dec-17	0.000038720	1.42%
17-Dec-17	0.000038720	1.42%
18-Dec-17	0.000039264	1.44%
19-Dec-17	0.000039332	1.44%
20-Dec-17	0.000039497	1.45%
21-Dec-17	0.000039449	1.44%
22-Dec-17	0.000040060	1.47%
23-Dec-17	0.000040060	1.47%
24-Dec-17	0.000040060	1.47%
25-Dec-17	0.000040060	1.47%
26-Dec-17	0.000040339	1.48%
27-Dec-17	0.000040593	1.49%
28-Dec-17	0.000040576	1.49%
29-Dec-17	0.000040653	1.49%
30-Dec-17	0.000040653	1.49%
31-Dec-17	0.000040653	1.49%

Current Rates:

As of December 31, 2017

Current Yield¹	<u>1.28%</u>
One-Day Yield¹	<u>1.29%</u>
Allocation Factor¹	<u>0.000035244</u>

Historical Rates

Monthly Distribution Yields²

	<u>2008</u>	<u>2009</u>	<u>2010</u>	<u>2011</u>	<u>2012</u>	<u>2013</u>	<u>2014</u>	<u>2015</u>	<u>2016</u>	<u>2017</u>
January	4.27%	1.14%	0.17%	0.14%	0.08%	0.12%	0.04%	0.07%	0.35%	0.58%
February	3.57%	0.83%	0.17%	0.17%	0.10%	0.10%	0.04%	0.08%	0.39%	0.59%
March	2.98%	0.74%	0.18%	0.14%	0.10%	0.10%	0.04%	0.09%	0.41%	0.66%
April	2.51%	0.63%	0.19%	0.10%	0.10%	0.08%	0.04%	0.09%	0.42%	0.75%
May	2.36%	0.55%	0.19%	0.09%	0.12%	0.08%	0.04%	0.09%	0.43%	0.76%
June	2.26%	0.50%	0.21%	0.09%	0.13%	0.05%	0.04%	0.09%	0.44%	0.85%
July	2.29%	0.42%	0.23%	0.06%	0.13%	0.05%	0.05%	0.10%	0.45%	0.96%
August	2.39%	0.41%	0.24%	0.08%	0.13%	0.05%	0.06%	0.11%	0.47%	1.00%
September	2.38%	0.37%	0.21%	0.07%	0.13%	0.05%	0.06%	0.13%	0.50%	1.03%
October	2.65%	0.27%	0.19%	0.07%	0.13%	0.04%	0.06%	0.15%	0.47%	1.05%
November	2.13%	0.26%	0.17%	0.08%	0.13%	0.04%	0.06%	0.15%	0.45%	1.09%
December	1.79%	0.23%	0.15%	0.11%	0.13%	0.04%	0.07%	0.23%	0.50%	1.21%

**Call Toll-Free
1-866-TEX-TERM**

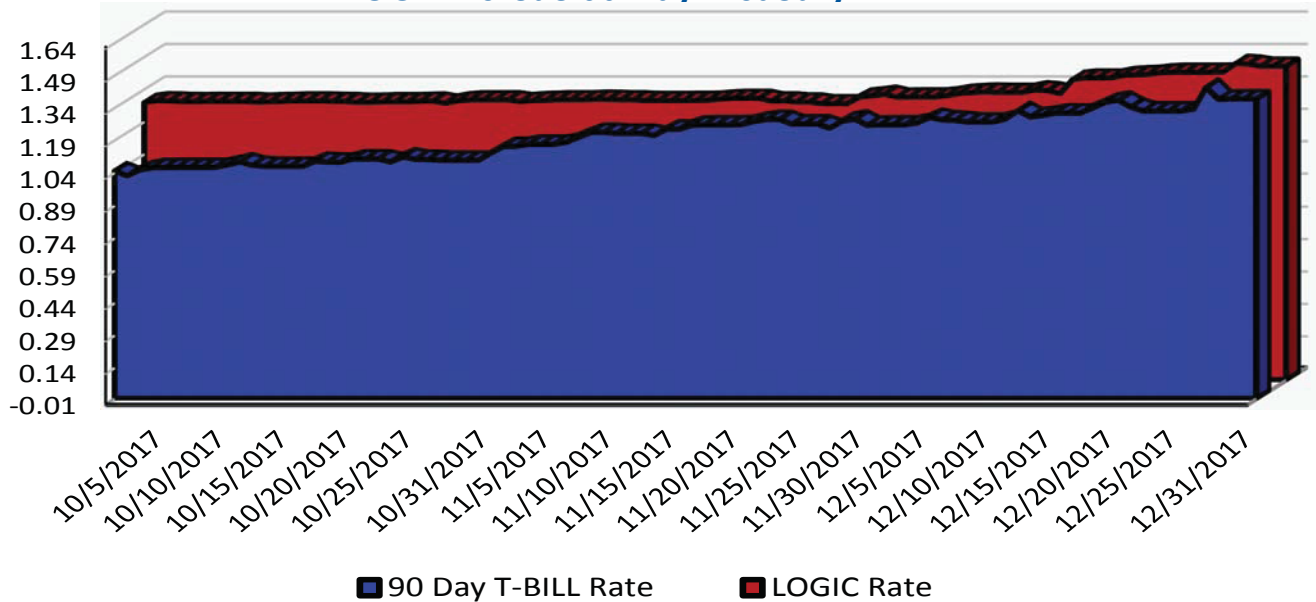
Past performance is not indicative of future results and yields may vary.

(1) The current yield, which is also known as the current annualized yield or current seven-day yield, represents the net change, exclusive of capital changes and income other than investment income, in the value of a hypothetical account with a balance of one share (normally \$1.00 per share) over a seven-day base period expressed as a percentage of the value of one share at the beginning of the seven-day period. This resulting net change in account value is then annualized by multiplying it by 365 and dividing the result by 7. The yields shown may reflect fee waivers by service providers that subsidize and reduce the total operating expenses of the TexasDAAILY portfolio. Portfolio yields would be lower if there were no such waivers. The allocation factor represents the daily net income dividend declared by the TexasDAAILY portfolio divided by the portfolio's daily net assets. The one-day yield represents the allocation factor of the TexasDAAILY portfolio divided by the daily net asset value per share (normally \$1.00) multiplied by 365. Unlike the current yield—which excludes capital changes and income other than investment income—the allocation factor and one-day yield are inclusive of capital changes and any income other than investment income.

(2) The monthly distribution yield represents the sum of a month's one-day allocation factors divided by the number of days in that month, and multiplied by 365. The yields shown may reflect fee waivers by service providers that subsidize and reduce the total operating expenses of the TexasDAAILY portfolio. Portfolio yields would be lower if there were no such waivers.

*This information is for institutional investor use only, not for further distribution to retail investors, and does not represent an offer to sell or a solicitation of an offer to buy or sell any fund or other security. Investors should consider the Pool's investment objectives, risks, charges and expenses before investing. This and other information about the Pool is available in the Pool's Information Statement, which should be read carefully before investing. A copy of the Pool's Information Statement may be obtained by calling 1-866-839-8376 or is available on the Pool's website at www.texasterm.net. While TexasDAAILY seeks to maintain a stable net asset value of \$1.00 per share and TexasTERM seeks to achieve a net asset value of \$1.00 per share at its stated maturity, it is possible to lose money investing in the Pool. An investment in the Pool is not insured or guaranteed by the Federal Deposit Insurance Corporation or any other government agency. Shares of the Pool are distributed by **PFM Fund Distributors, Inc.**, member Financial Industry Regulatory Authority (FINRA) (www.finra.org) and Securities Investor Protection Corporation (SIPC) (www.sipc.org). PFM Fund Distributors, Inc. is a wholly owned subsidiary of PFM Asset Management LLC.*

LOGIC versus 90-Day Treasury Bill



This material is for information purposes only. This information does not represent an offer to buy or sell a security. The above rate information is obtained from sources that are believed to be reliable; however, its accuracy or completeness may be subject to change. The LOGIC management fee be waived in full or in part at the discretion of the LOGIC co-administrators and the LOGIC rate for the period shown reflects waiver of fees. This table represents historical investment performance/return to the customer, net of fees, and is not an indication of future performance. An investment in the security is not insured or guaranteed by the Federal Deposit Insurance Corporation or any other government agency. Although the issuer seeks to preserve the value of an investment at \$1.00 per share, it is possible to lose money by investing in the security. Information about these and other program details are in the fund's Information Statement which should be read carefully before investing. The yield on the 90-Day Treasury Bill ("T-Bill Yield") is shown for comparative purposes only. When comparing the investment returns of the LOGIC pool to the T-Bill Yield, you should know that the LOGIC pool consist of allocations of specific diversified securities as detailed in the respective Information Statements. The T-Bill Yield is taken from Bloomberg Finance L.P. and represents the daily closing yield on the then current 90-day T-Bill. The LOGIC yield is calculated in accordance with regulations governing the registration of open-end management investment companies under the Investment Company Act of 1940 as promulgated from time to time by the federal Securities and Exchange Commission.

Daily Summary for December 2017

Date	Mny Mkt Fund Equiv. [SEC Std.]	Daily Allocation Factor	LOGIC Invested Balance	Market Value Per Share	WAM Days (1)*	WAM Days (2)*
12/1/2017	1.3048%	0.000035748	\$6,064,763,925.82	1.000007	31	79
12/2/2017	1.3048%	0.000035748	\$6,064,763,925.82	1.000007	31	79
12/3/2017	1.3048%	0.000035748	\$6,064,763,925.82	1.000007	31	79
12/4/2017	1.3110%	0.000035919	\$6,021,613,469.52	1.000054	30	78
12/5/2017	1.3214%	0.000036202	\$6,010,906,100.37	1.000041	32	80
12/6/2017	1.3251%	0.000036303	\$6,071,035,660.19	1.000038	33	81
12/7/2017	1.3281%	0.000036386	\$6,070,719,084.48	1.000033	33	84
12/8/2017	1.3261%	0.000036331	\$6,036,588,307.77	0.999978	31	82
12/9/2017	1.3261%	0.000036331	\$6,036,588,307.77	0.999978	31	82
12/10/2017	1.3261%	0.000036331	\$6,036,588,307.77	0.999978	31	82
12/11/2017	1.3379%	0.000036654	\$6,037,727,464.85	1.000008	31	82
12/12/2017	1.3334%	0.000036532	\$6,114,678,495.49	0.999996	30	80
12/13/2017	1.3209%	0.000036189	\$6,464,136,658.52	0.999951	38	75
12/14/2017	1.3863%	0.000037980	\$6,559,942,990.17	0.999928	30	76
12/15/2017	1.3925%	0.000038151	\$6,490,992,352.44	0.999860	29	75
12/16/2017	1.3925%	0.000038151	\$6,490,992,352.44	0.999860	29	75
12/17/2017	1.3925%	0.000038151	\$6,490,992,352.44	0.999860	29	75
12/18/2017	1.4039%	0.000038462	\$6,249,205,281.62	0.999910	29	77
12/19/2017	1.4073%	0.000038557	\$6,189,422,100.19	0.999895	29	77
12/20/2017	1.4095%	0.000038616	\$6,175,294,526.34	0.999883	29	77
12/21/2017	1.4166%	0.000038811	\$6,208,404,774.81	0.999850	29	77
12/22/2017	1.4193%	0.000038884	\$6,234,168,141.65	0.999785	26	73
12/23/2017	1.4193%	0.000038884	\$6,234,168,141.65	0.999785	26	73
12/24/2017	1.4193%	0.000038884	\$6,234,168,141.65	0.999785	26	73
12/25/2017	1.4193%	0.000038884	\$6,234,168,141.65	0.999785	26	73
12/26/2017	1.4206%	0.000038920	\$6,235,171,355.46	0.999876	25	72
12/27/2017	1.4607%	0.000040020	\$6,348,907,073.78	0.999876	28	73
12/28/2017	1.4571%	0.000039921	\$6,402,685,319.97	0.999887	27	72
12/29/2017	1.4474%	0.000039654	\$6,465,455,192.00	0.999820	26	68
12/30/2017	1.4474%	0.000039654	\$6,465,455,192.00	0.999820	26	68
12/31/2017	1.4474%	0.000039654	\$6,465,455,192.00	0.999820	26	68
Average	1.3784%	0.000037763	\$6,234,513,621.18		29	76

Prosperity Bank
Money Market Accounts
December 31, 2017

FUND	DESCRIPTION	BEGINNING BALANCE	DEPOSITS	WITH- DRAWALS	INTEREST	ENDING BALANCE
100	General Operating	28,442,968.17	73,657,963.91	46,598,100.57	37,504.57	55,540,336.08
150	Juvenile Operations	2,772,355.91	230,551.34	1,450,328.94	3,221.70	1,555,800.01
155	Road & Bridge	9,237,265.98	3,650,505.77	1,675,547.75	12,780.06	11,225,004.06
160	Drainage District	10,491,514.11	1,844,252.53	494,690.37	14,537.81	11,855,614.08
165	Lateral Road	877,128.95	-	-	1,189.70	878,318.65
170	Statue Restoration	4,366.41	-	-	5.92	4,372.33
175	City Water Assistance	25,422.16	207.00	1,698.90	34.21	23,964.47
185	Entex Contributions	4.43	-	-	0.01	4.44
190	H L & P Assistance	106,059.82	-	2,345.86	141.73	103,855.69
195	County Law Library	1,202,909.67	73,328.37	22,133.50	1,658.34	1,255,762.88
200	Law Enforcement Academy	486,864.77	5,350.00	9,456.50	658.30	483,416.57
360	Law Enforcement Training	173,549.29	-	10.58	235.39	173,774.10
215	Library Donations	112,696.26	1,904.38	3,295.44	151.53	111,456.73
225	FBC Asset Forfeiture-Task-State	477,841.75	-	14,249.17	636.02	464,228.60
235	Probate Court Training	103,660.42	665.00	-	140.92	104,466.34
245	Alert Program-Juvenile	52,315.36	-	-	70.96	52,386.32
255	D A Asset Forfeiture-Fed.	52.46	-	-	0.07	52.53
265	Gus George Memorial	4,758.90	-	-	6.45	4,765.35
275	D A Special Fund Run	18,132.36	-	-	24.59	18,156.95
280	Co.Atty.Supplemental Salary	232,325.02	-	4,603.33	312.28	228,033.97
290	VIT Interest (Tax Coll)	22,307.99	2,885.62	-	33.29	25,226.90
300	FBC Elections	596,538.33	59,923.76	4,200.92	816.43	653,077.60
305	FBC Asset Forfeiture-Task-Fed.	26,497.67	5,220.00	-	37.08	31,754.75
310	Sheriff Ofc/Forfeiture-Assets-St.	485,178.59	-	26,922.00	631.60	458,888.19
315	Sheriff Ofc/Forfeiture-Assets-Fed.	361,630.49	-	4,050.00	487.49	358,067.98
320	Constable Pct. 2 F/A	22.78	-	-	0.03	22.81
322	Constable Pct 3 F/A	949.60	-	-	1.29	950.89
324	Constable Pct 1 F/A	1,190.22	-	-	1.61	1,191.83
335	DA Asset Forfeiture-State	264,081.51	-	3,551.21	356.55	260,886.85
810	Toll Road Operations	22,389,068.74	1,263,841.10	357,356.11	31,092.23	23,326,645.96
390	Child Protective Service IV-E	34,181.14	651.38	9,096.40	37.32	25,773.44
402	Hope 3 Program Sales	5,546.83	-	-	7.52	5,554.35

Prosperity Bank
Money Market Accounts
December 31, 2017

410	Child Support IVD Reimb.	263,353.99	2,038.89	-	359.70	265,752.58
415	Local Law Enf.Block Grant	14,702.78	-	-	19.94	14,722.72
440	Supervision	2,115,320.19	1,054,075.70	385,325.20	3,463.86	2,787,534.55
205	Surface Water Supply Corp.	7,891.52	-	-	10.70	7,902.22
TREA	Treasurer's Account	2,940,034.01	4,604,252.56	5,361,857.17	2,661.92	2,185,091.32
INVE	FBC Investment Account	-	10,093,000.00	-	1,324.81	10,094,324.81
850M	Boon-Chapman Medical	2,361,085.18	2,000,091.07	1,941,567.36	2,299.06	2,421,907.95
850D	Boon-Chapman Dental	1,647,433.36	197.31	132,456.46	2,128.91	1,517,303.12
882	Boon-Chapman 125	146,388.46	55,682.37	42,106.01	208.59	160,173.41
884	Fee Officer's Account	1,204,945.35	1,892,751.02	1,852,282.40	-	1,245,413.97
912	JP Credit Card Processing	167,561.64	242,879.87	326,638.31	86.94	83,890.14
908	EMS Credit Card Processing	3,181.03	2,513.58	3,868.63	2.42	1,828.40
600/605	Debt Service Account	7,305,219.83	7,692,965.39	-	12,293.95	15,010,479.17
GAS	FBC Fuel Account (Susser)	37,534.35	546,205.68	583,740.03	4.84	4.84
332	Fire Marshal St. Ass't. Forfeiture	665.52	-	-	0.90	666.42
JE04	JP #4 E-Filing	3,822.55	10,764.50	12,642.05	2.44	1,947.44
DACC	D A Credit Card Processing	482.60	3,083.54	973.88	1.00	2,593.26
PTCC	Public Transportation Credit Cards	862.34	1,407.96	1,245.22	1.17	1,026.25
CSCC	CSCD Credit Card	97,713.54	106,305.64	114,718.89	117.56	89,417.85
LBCC	Library Credit Card	4,365.94	7,572.99	9,134.57	3.58	2,807.94
JUCC	Juvenile Credit Card	327.09	2,187.50	1,134.39	1.30	1,381.50
815	Grand Pkwy Toll Road Ops	7,498,232.86	2,381,018.39	2,709,725.75	10,939.43	7,180,464.93
145	Emergency Svc Dist 100	4,271,532.50	-	-	5,793.72	4,277,326.22
130	Assistant Dist Number 1	17,587,362.66	284,392.84	1,500.00	24,151.71	17,894,407.21
131	Assistant Dist Number 2	898,451.36	118,566.12	1,100.00	1,341.92	1,017,259.40
133	Assistant Dist Number 4	752,502.45	20,305.29	425.00	1,041.52	773,424.26
134	Assistant Dist Number 5	138,944.75	4,298.54	425.00	192.51	143,010.80
135	Assistant Dist Number 6	2,566,664.12	88,071.18	2,400.00	3,571.17	2,655,906.47
136	Assistant Dist Number 7	-	36,836.28	-	16.12	36,852.40
137	Assistant Dist Number 8	-	935.00	-	0.41	935.41
138	Assistant Dist Number 9	-	46,899.74	-	23.04	46,922.78
805	Grand Pkwy Toll RD Rev Bond	3,004,152.83	-	58,206.84	4,011.03	2,949,957.02
206	Industrial Development Corp	102,639.15	-	911.39	138.46	101,866.22

Prosperity Bank
Money Market Accounts
December 31, 2017

CCCS	Non Fee Officer CC Clearing Acct	100,481.29	41,821.79	93.82	164.75	142,374.01
801	Sr. Lien Toll Rd Rev Bonds 2014	-	-	-	-	-
802	Sr. Lien Toll Rd Rev Bonds 2016	23,522,038.00	-	2,024,577.51	30,224.43	21,527,684.92
JPMT	Juror Payments	7,842.40	44,088.00	16,014.40	17.84	35,933.84
	Engineering Permitting E-Check	10,181.76	1,920.00	191.76	16.05	11,926.05
207	FBC Historical Commission	2,685.36	-	835.57	3.24	1,853.03
208	East FBC Development	-	-	-	-	-
742	Facilities Bonds 2016	12,569,799.79	-	2,222,095.03	15,892.35	10,363,597.11
744	Mobility Bonds 2016	13,038,278.51	-	6,127,280.98	12,641.57	6,923,639.10
746	Jail Energy Efficiency Project	4,927,879.26	-	4,933,485.16	5,605.90	(0.00)
748	Mobility Bonds 2017	3,795,599.46	-	-	5,148.18	3,800,747.64
750	Mission Bend/Four Corners	13,297,210.86	-	1,041,047.08	17,542.15	12,273,705.93
JE11	JP 1-1 E-Filing	1,614.74	3,149.75	3,871.49	1.13	894.13
JE12	JP 1-2 E-Filing	1,119.72	3,947.00	4,938.72	1.24	129.24
JE02	JP 2 E-Filing	7,682.88	8,370.00	10,607.63	5.33	5,450.58
JE03	JP 3 E-Filing	2,925.27	7,692.50	9,851.02	1.85	768.60
752	FBC Westpark Extension	30,215,036.26	-	31,034.12	40,966.47	30,224,968.61
806	Grand Parkway Toll Rd Authority	265,056.66	-	265,056.66	324.72	324.72
	Total	235,918,192.26	112,207,538.15	80,917,003.05	311,584.83	267,520,312.19